

KEY FEATURES

- Power Modules for PCB Mounting
- 4:1 Wide Input Range
- Regulated Output
- Low Ripple and Noise
- 2-Year Product Warranty


ELECTRICAL SPECIFICATIONS

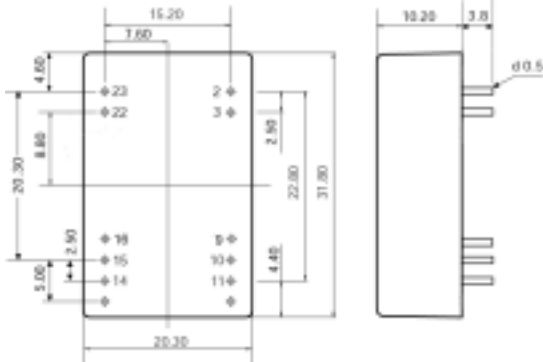
Model No.	SB03-24-3.3S	SB03-24-5S	SB03-24-12S	SB03-24-15S	SB03-24-24S	SB03-24-5D	SB03-24-12D	SB03-24-15D
Max. output wattage (W)	3W	3.3W	4W	4W	4W	3W	4W	4W
Input voltage (V.DC.)	9-36V	9-36V	9-36V	9-36V	9-36V	9-36V	9-36V	9-36V
Output voltage (V.DC.)	3.3V / 900mA	5V / 660mA	12V / 333mA	15V / 267mA	24V / 166mA	±5 / ±300mA	±12 / ±166mA	±15 / ±133mA

Model No.	SB03-48-3.3S	SB03-48-5S	SB03-48-12S	SB03-48-15S	SB03-48-24S	SB03-48-5D	SB03-48-12D	SB03-48-15D
Max. output wattage (W)	3W	3.3W	4W	4W	4W	3W	4W	4W
Input voltage (V.DC.)	18-72V	18-72V	18-72V	18-72V	18-72V	18-72V	18-72V	18-72V
Output voltage (V.DC.)	3.3V / 900mA	5V / 660mA	12V / 333mA	15V / 267mA	24V / 166mA	±5 / ±300mA	±12 / ±166mA	±15 / ±133mA

Model No.	SB03-24-3.3S	SB03-24-5S	SB03-24-12S	SB03-24-15S	SB03-24-24S	SB03-24-5D	SB03-24-12D	SB03-24-15D	
Max output wattage (W)	3W	3.3W	4W	4W	4W	3W	4W	4W	
Input	Input filter	π type							
	Voltage (V.DC.)	3.3	5	12	15	24	±5	±12	±15
Output	Voltage accuracy	±3%	±2%	±2%	±2%	±2%	±2%	±2%	±2%
	Current (mA) max	900	660	333	267	166	±300	±166	±133
	Line regulation (HL-LL) (typ.)	±0.5%	±0.5%	±0.5%	±0.5%	±0.5%	±0.5%	±0.5%	±0.5%
	Load regulation (10-100%) (typ.)	±1%	±1%	±1%	±1%	±1%	±1%	±1%	±1%
	Ripple	<0.2% Vout +20mV max (Vp-p)							
	Noise	<0.5% Vout +50mV max (Vp-p)							
	Efficiency	75%	78%	79%	79%	80%	75%	79%	80%
	Switching frequency	300KHz	300KHz	300KHz	300KHz	300KHz	300KHz	300KHz	300KHz
Protection	Over current protection	Works over 120% of rating and recovers automatically.							
	Short circuit protection	Current limit, auto-recovery							
Isolation	Voltage	1600 VDC.							
	Resistance	10 ⁹ ohms							
	Capacitance	1000 pF							
Environment	Operating temperature	-25°C...+71°C							
	Storage temperature	-55°C...+105°C							
	Case temperature	+95°C max.							
	Temperature coefficient	±0.02% Per°C							
	Humidity	95% RH							
	MTBF	>800,000 h @ 25°C (MIL-HDBK-217F)							
Physical	Dimension (L x W x H)	1.25 x 0.8 x 0.4 Inches (31.8 x 20.3 x 10.2 mm) Tolerance ±0.5 mm							
	Case Material	Six-side shielded Aluminum with Non-Conductive base, Black Anodize							
	Weight	25 g							
	Cooling method	Free-air convection							

All specifications valid at nominal input voltage, full load and +25°C after warm-up time unless otherwise stated.

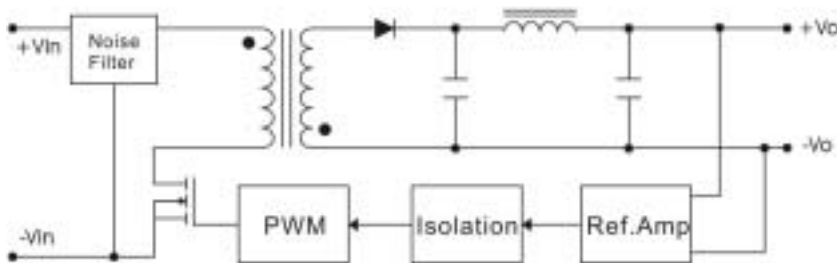
MECHANICAL DIMENSION (Bottom View)



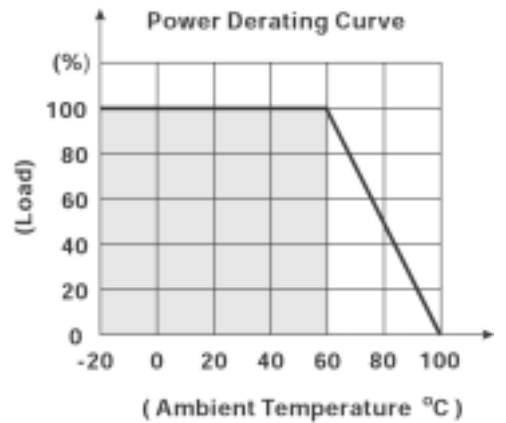
PIN#	Single	Dual
2	-VIN	-VIN
3	-VIN	-VIN
9	NC	COMMON
10	NC	NC
11	NC	-VOUT
14	+VOUT	+VOUT
15	NC	NC
16	-VOUT	COMMON
22	+VIN	+VIN
23	+VIN	+VIN

BLOCK DIAGRAM

Single Output



DERATING



Dual Output

