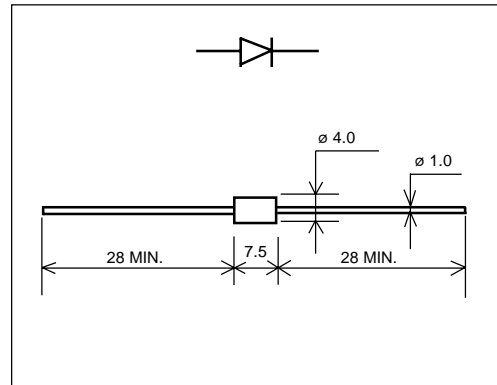


ERC04(F) (1.5A)

(200V to 400V / 1.5A)

GENERAL USE RECTIFIER DIODE

■ Outline drawings, mm



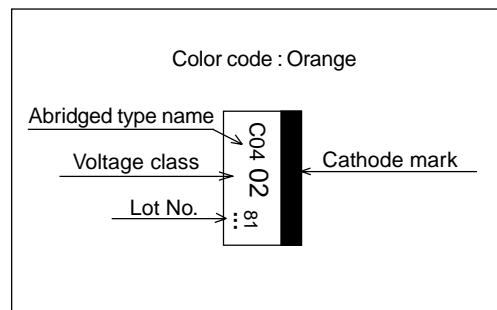
■ Features

- Compact size, light weight
- High reliability

■ Applications

- General purpose rectifier applications

■ Marking



■ Maximum ratings and characteristics

- Absolute maximum ratings

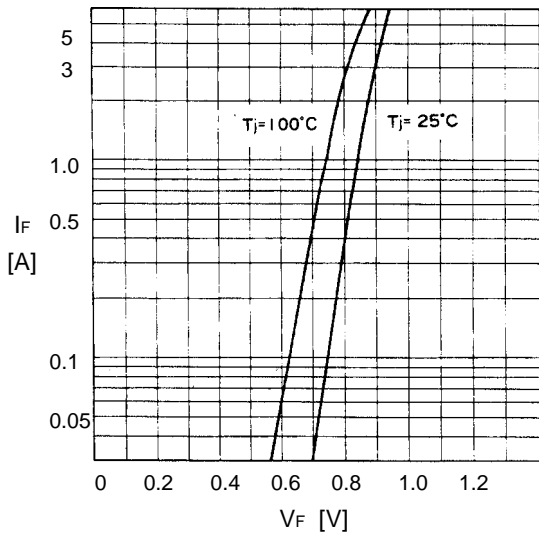
Item	Symbol	Conditions	Rating		Unit
			-02F	-04F	
Repetitive peak reverse voltage	V_{RRM}		200	400	V
Average forward current	$I_{F(AV)}$	Resistive load $T_a=40^\circ\text{C}$	1.5		A
Surge current	I_{FSM}	Sine wave 10ms	100		A
Operating junction temperature	T_j		-40 to +140		$^\circ\text{C}$
Storage temperature	T_{stg}		-40 to +140		$^\circ\text{C}$

- Electrical characteristics ($T_a=25^\circ\text{C}$ Unless otherwise specified)

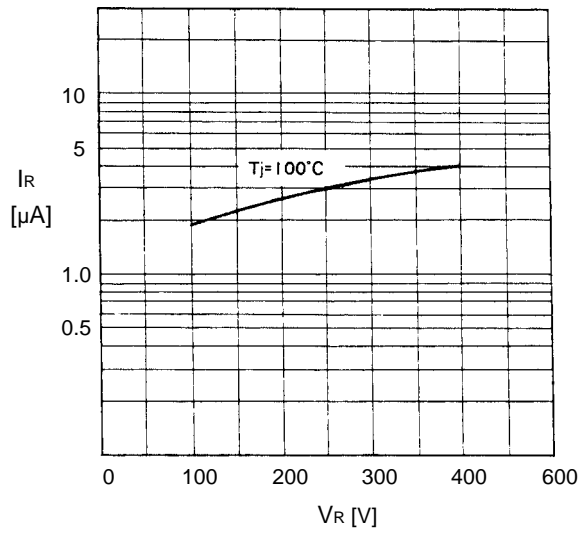
Item	Symbol	Conditions	Max.	Unit
Forward voltage drop	V_{FM}	$T_j=25^\circ\text{C}$ $I_{FM}=4.0\text{A}$	1.1	V
Reverse current	I_{RRM}	$T_j=25^\circ\text{C}$ $V_R=V_{RRM}$	10	μA

■ Characteristics

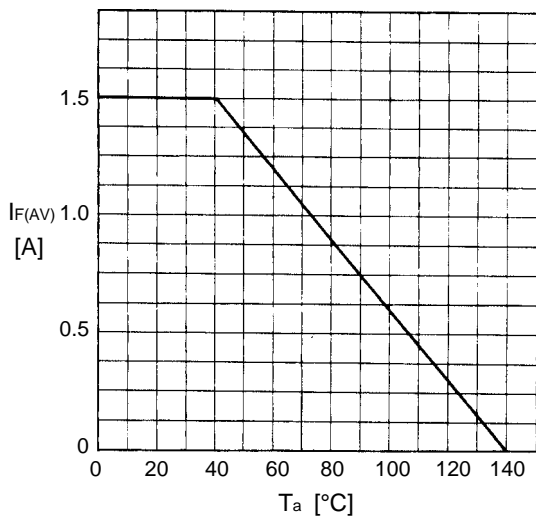
Forward characteristics



Reverse characteristics



Current derating ($I_{F(AV)}-T_a$)



Surge capability

