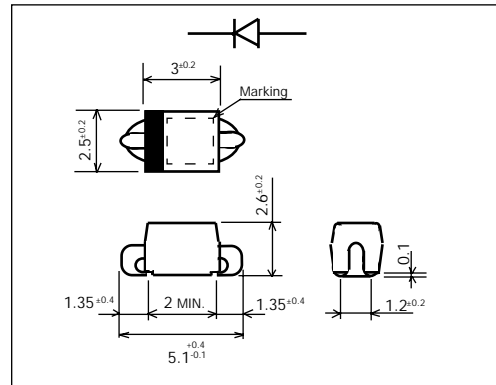


SC016 (1.0A)

(200V to 600V / 1.0A)

GENERAL USE RECTIFIER DIODE

Outline drawings



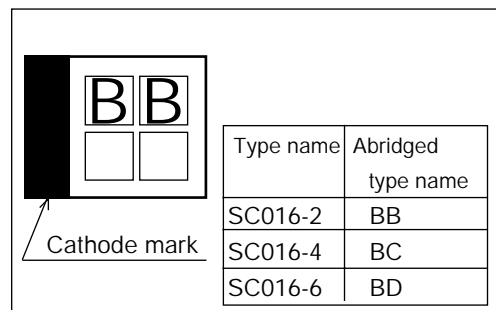
Features

- Surface-mount device
- High reliability

Applications

- General purpose rectifier applications
- Relay control use

Marking



Maximum ratings and characteristics

- Absolute maximum ratings

Item	Symbol	Conditions	Rating			Unit
			-2	-4	-6	
Repetitive peak reverse voltage	V_{RRM}		200	400	600	V
Non-repetitive peak reverse voltage	V_{RSM}		200	400	600	V
Average output current	I_o	Resistive load $T_a=40^\circ\text{C}$	1.0 *			A
Surge current	I_{FSM}	Sine wave 10ms	40			A
Operating junction temperature	T_j		-40 to +150			$^\circ\text{C}$
Storage temperature	T_{stg}		-40 to +150			$^\circ\text{C}$

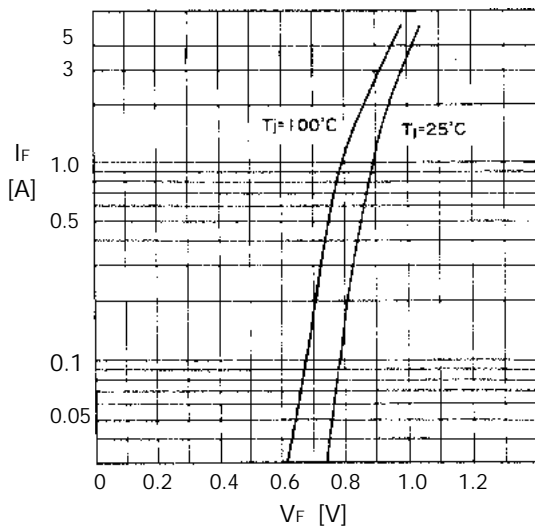
*Mounted to glass fabric base epoxy resin printed circuits, land (15mm x 15mm)

- Electrical characteristics ($T_a=25^\circ\text{C}$ Unless otherwise specified)

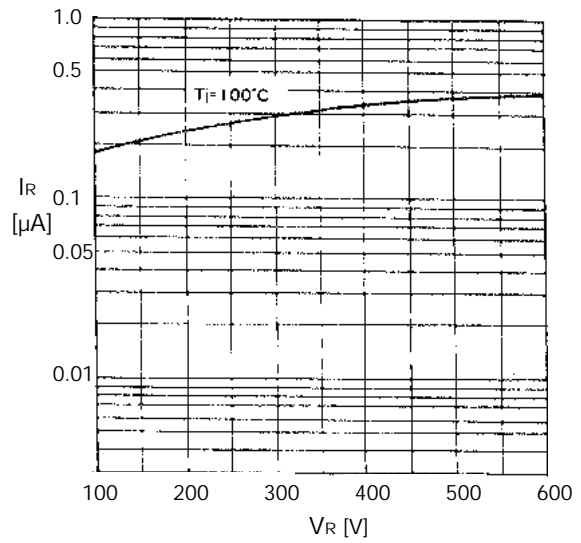
Item	Symbol	Conditions	Max.	Unit
Forward voltage drop	V_{FM}	$I_{FM}=2.0\text{A}$	1.1	V
Reverse current	I_{RRM}	$V_R=V_{RRM}$	10	μA
Thermal resistance	$R_{th(j-a)}$	Junction to ambient	120*	$^\circ\text{C/W}$

■ Characteristics

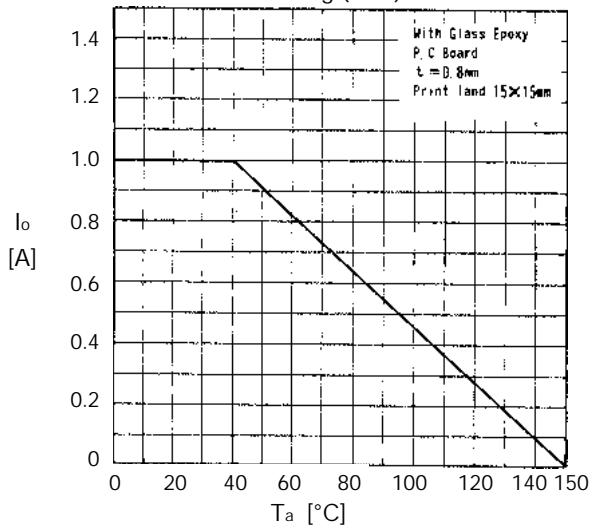
Forward characteristics



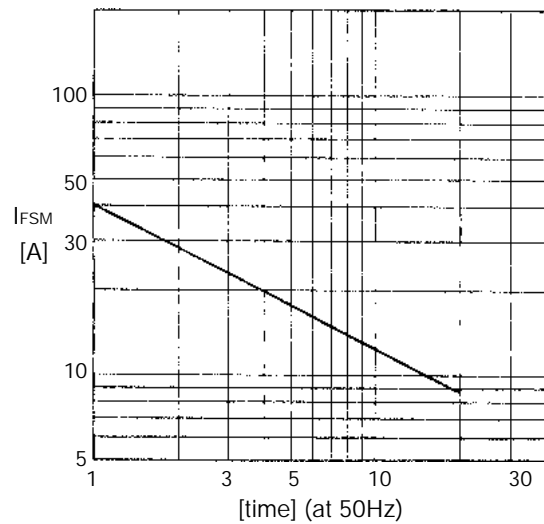
Reverse characteristics



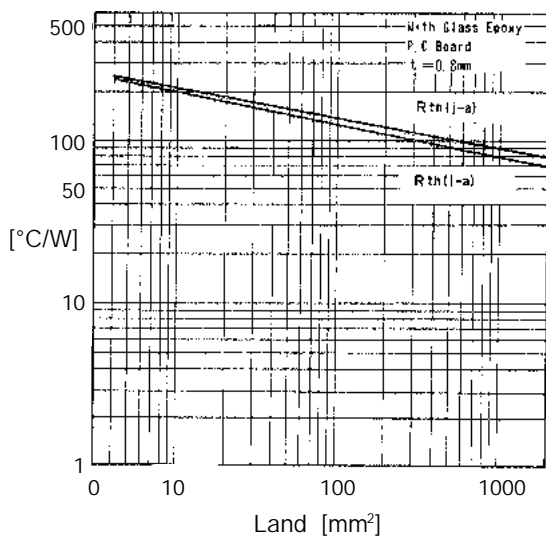
Current derating (I_o - T_a)



Surge capability



Thermal resistance print land



Transient thermal impedance

