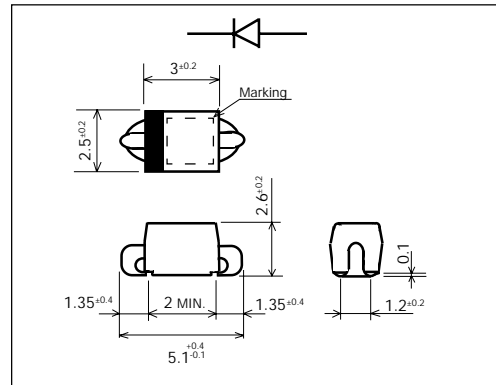


SC017 (1.0A)

(200V to 400V / 1.0A)

GENERAL USE RECTIFIER DIODE

Outline drawings



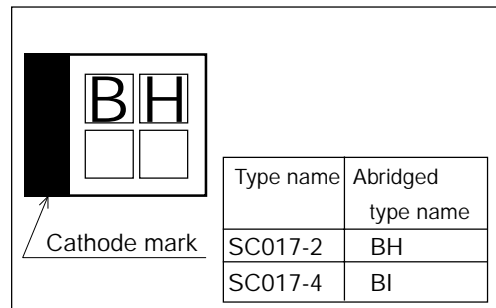
Features

- ESD-proof
- Surface-mount device
- High reliability

Applications

- General purpose rectifier applications
- Automobile use

Marking



Maximum ratings and characteristics

- Absolute maximum ratings

Item	Symbol	Conditions	Rating		Unit
			- 2	- 4	
Repetitive peak reverse voltage	V_{RRM}		200	400	V
Non-repetitive peak reverse voltage	V_{RSM}		200	400	V
Average output current	I_o	Resistive load $T_a=40^{\circ}C$	1.0 *		A
Surge current	I_{FSM}	Sine wave 10ms	40		A
Operating junction temperature	T_j		-40 to +150		$^{\circ}C$
Storage temperature	T_{stg}		-40 to +150		$^{\circ}C$

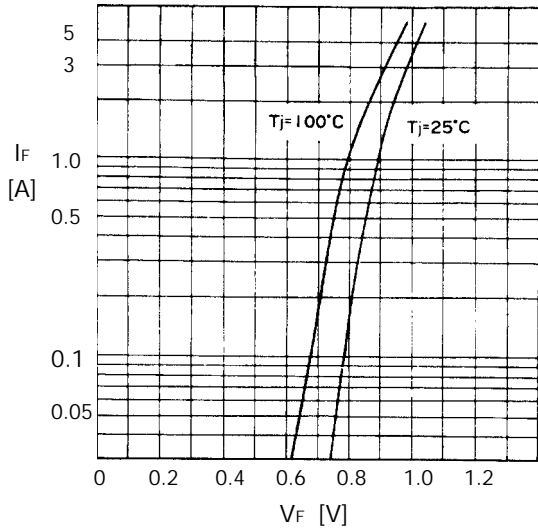
* Mounted to glass fabric base epoxy resin printed circuits, land (15mm x 15mm)

- Electrical characteristics ($T_a=25^{\circ}C$ Unless otherwise specified)

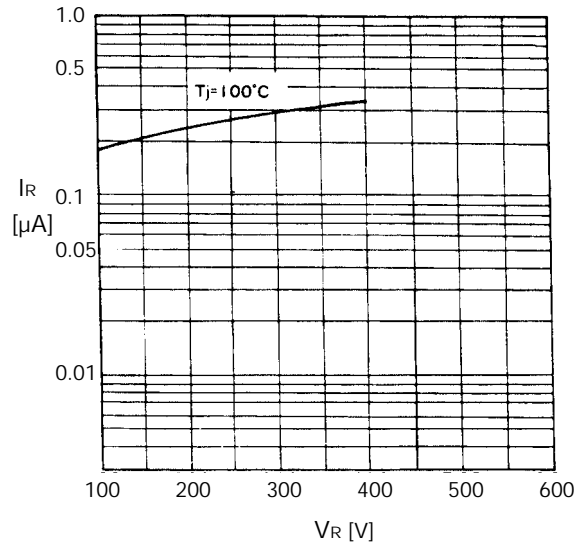
Item	Symbol	Conditions	Max.	Unit
Forward voltage drop	V_{FM}	$I_{FM}=2.0A$	1.1	V
Reverse current	I_{RRM}	$V_R=V_{RRM}$	10	μA
Thermal resistance	$R_{th(j-a)}$	Junction to ambient	120*	$^{\circ}C/W$

■ Characteristics

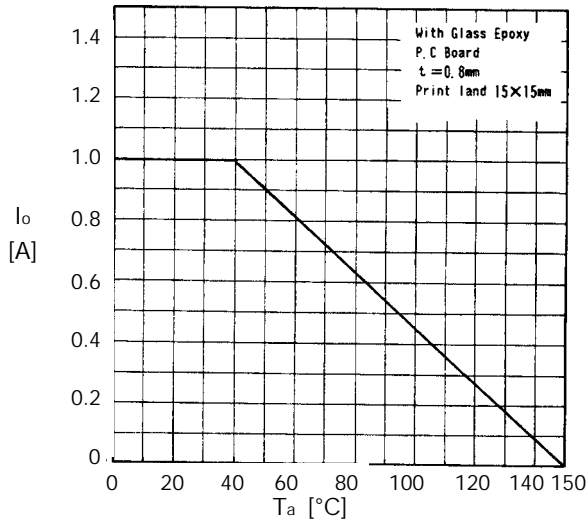
Forward characteristics



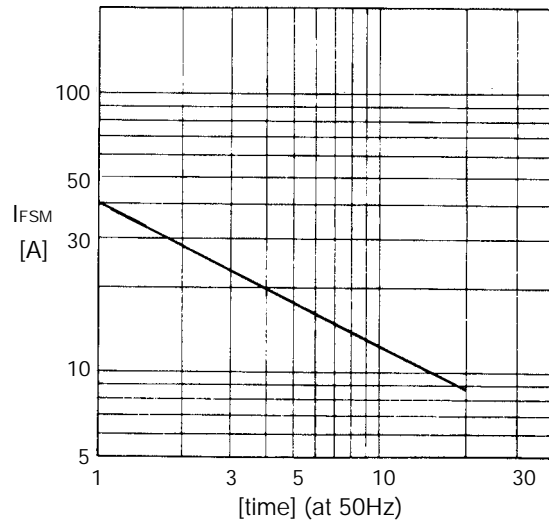
Reverse characteristics



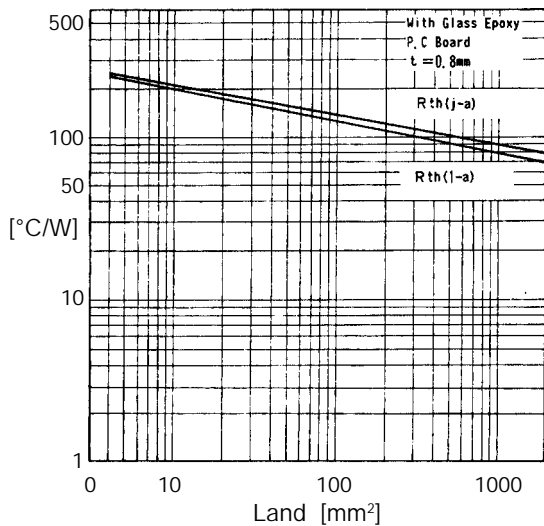
Current derating (I_o - T_a)



Surge capability



Thermal resistance print land



Transient thermal impedance

