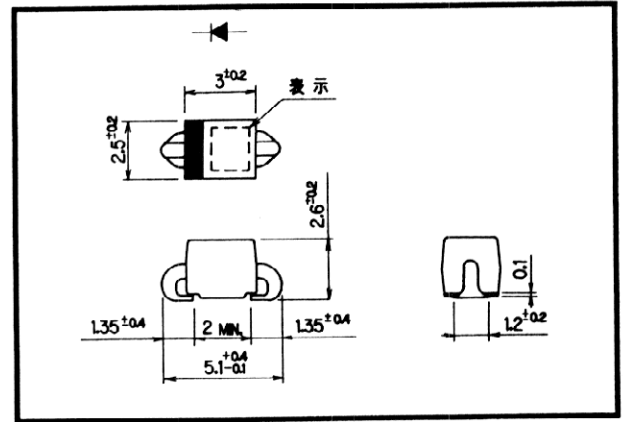


SC902-2 (1.0A)



LOW LOSS SUPER HIGH SPEED RECTIFIER

Outline Drawing



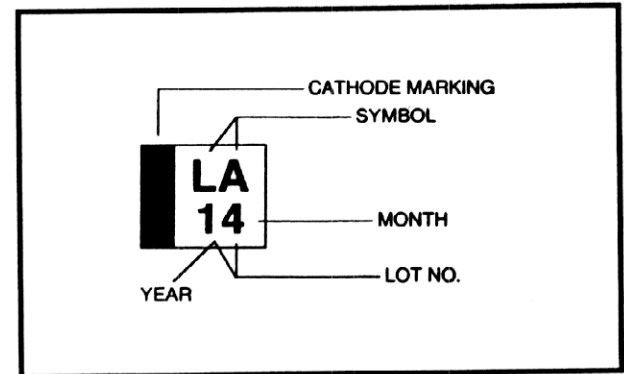
Features

- Surface mount device
- Low V_F
- Super high speed switching
- High reliability by planer design

Applications

- High speed power switching

Connection Diagram



Maximum Ratings & Characteristics

Absolute Maximum Ratings

Items	Symbols	Conditions	Ratings	Units
Repetative Peak Reverse Voltage	V_{RRM}		200	V
Non-Repetative Peak Reverse Voltage	V_{RSM}		200	
Average Output Current	I_o	$T_a = 25^\circ\text{C}$, Duty 1/2	1.0*	A
Surge Current	I_{FSM}	Sine Wave, 10ms	25	A
Operating Junction Temperature	T_J		-40 to +150	$^\circ\text{C}$
Storage Temperature	T_{stg}		-40 to +150	$^\circ\text{C}$

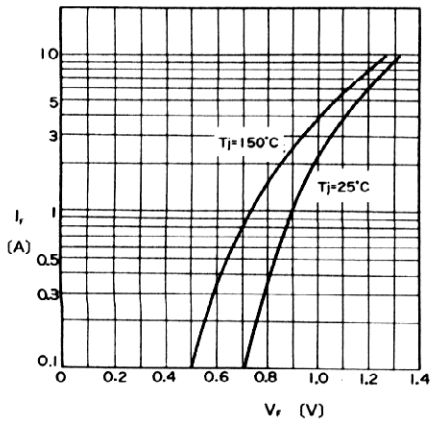
*Mounted to glass fabric base epoxy resin printed circuits.

Electrical Characteristics ($T_a = 25^\circ\text{C}$ Unless otherwise specified)

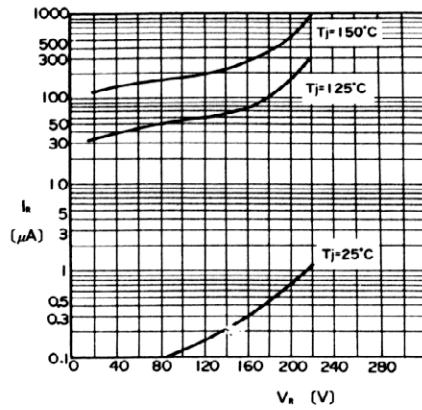
Items	Symbols	Conditions	Ratings	Units
Forward Voltage Drop	V_F	$I_F = 1\text{A}$	1.05	V
Reverse Current	I_R	$V_R = V_{RRM}$	50	μA
Reverse Recovery Time	t_{rr}	$I_F = 0.1\text{A}$, $I_R = 0.2\text{A}$, $I_{rec} = 0.05\text{A}$	35	ns
Thermal Resistance	$R_{th(j-a)}$	Junction to Ambient	120*	$^\circ\text{C/W}$



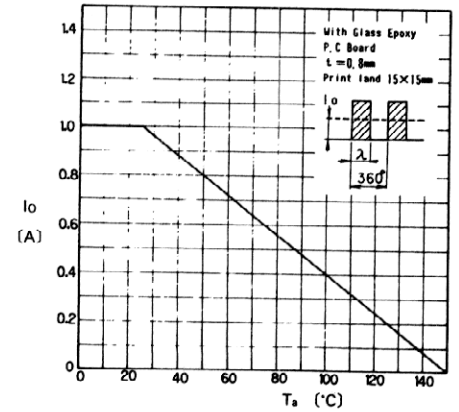
SC902-2 (1.0A)



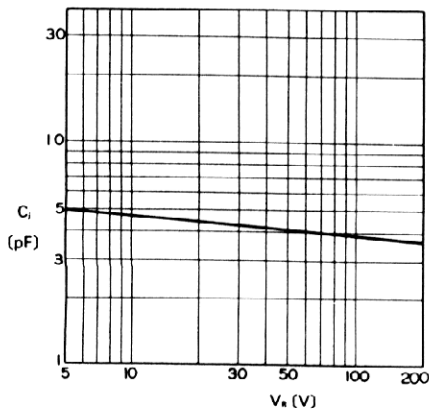
Forward Characteristics



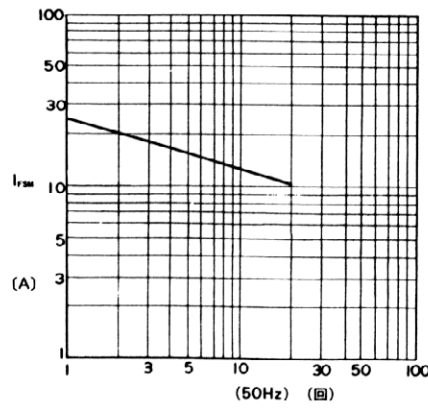
Reverse Characteristics



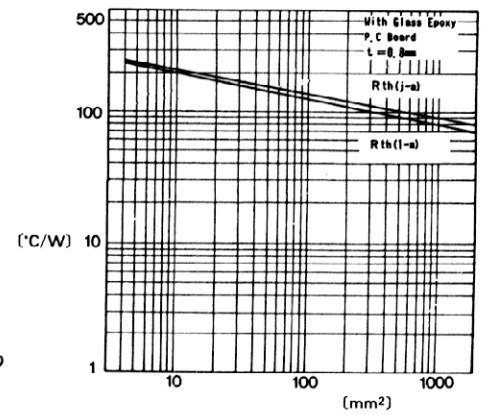
Current Derating ($I_o - T_a$)



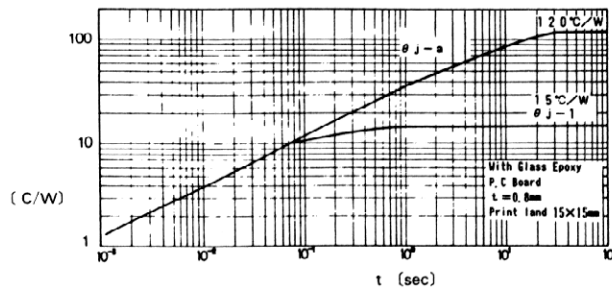
Junction Capacitance



Surge Capability



Thermal Resistance Print Land



Transient Thermal Impedance