

- AVAILABLE IN JAN, JANTX, AND JANTXV  
PER MIL-PRF-19500/118
- GENERAL PURPOSE SILICON DIODES
- METALLURGICALLY BONDED

1N5194  
1N5195  
1N5196

### MAXIMUM RATINGS

Operating Temperature: -65°C to +175°C  
Storage Temperature: -65°C to +175°C  
Operating Current: 200 mA  
Derating: 1.2 mA/°C From 25°C to 150°C  
1.0 mA/°C From 150°C to 175°C  
Forward Current: 650 mA

### ELECTRICAL CHARACTERISTICS @ 25°C, unless otherwise specified

TYPE	V <sub>RM</sub>	V <sub>RWM</sub>	I <sub>O</sub>	I <sub>O</sub>	I <sub>FSM</sub>
	V (pk)	V (pk)	mA	mA	A
1N5194	80	70	200	50	2
1N5195	180	180	200	50	2
1N5196	250	225	200	50	2

TYPE	V <sub>F</sub> @100mA	I <sub>R1</sub> at V <sub>RWM</sub> T <sub>A</sub> = 25°C	I <sub>R2</sub> at V <sub>RM</sub> T <sub>A</sub> = 25°C	I <sub>R3</sub> at V <sub>RWM</sub> T <sub>A</sub> = 150°C
	V dc	nA dc	µA	µA dc
1N5194	0.8 - 1.0	25	100	5
1N5195	0.8 - 1.0	25	100	5
1N5196	0.8 - 1.0	25	100	5

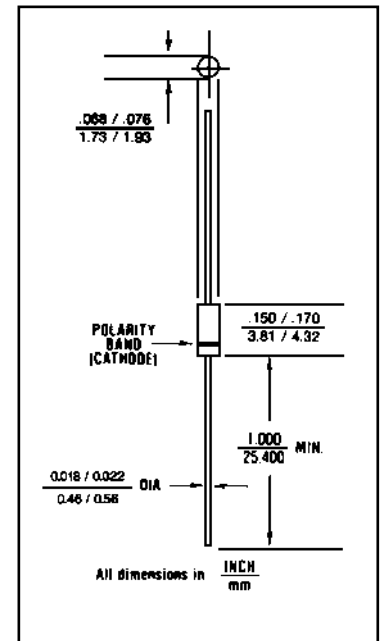


FIGURE 1

### DESIGN DATA

**CASE:** Hermetically sealed glass case. DO – 35 outline.

**LEAD MATERIAL:** Copper clad steel.

**LEAD FINISH:** Tin / Lead

**THERMAL RESISTANCE:** (R<sub>ΘJEC</sub>): 250 °C/W maximum

**THERMAL IMPEDANCE:** (Z<sub>ΘJX</sub>): 70 °C/W maximum

**POLARITY:** Cathode end is banded.

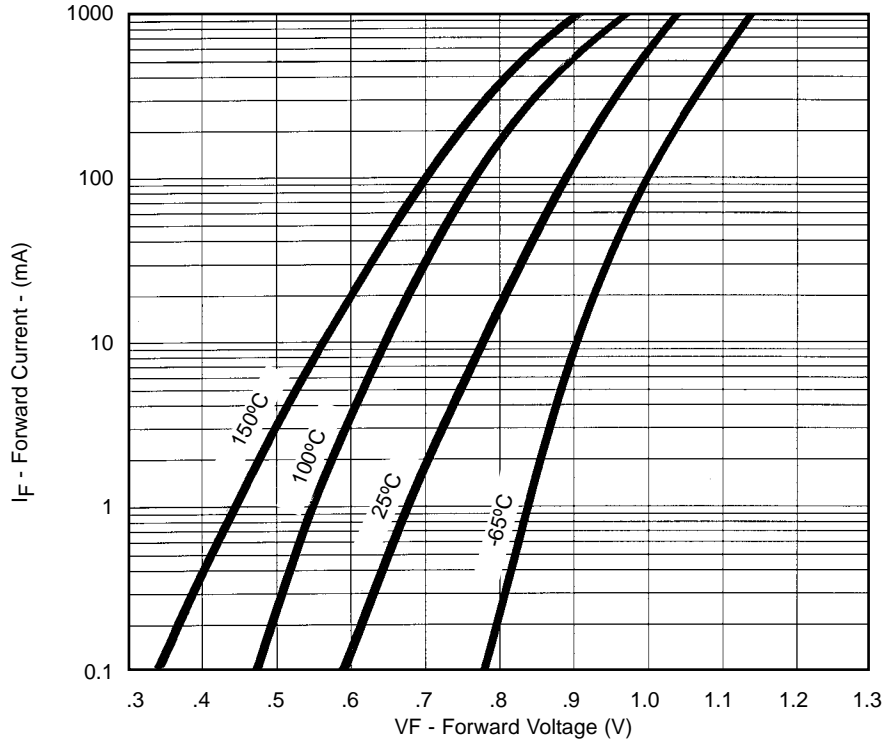
**MOUNTING POSITION:** ANY.



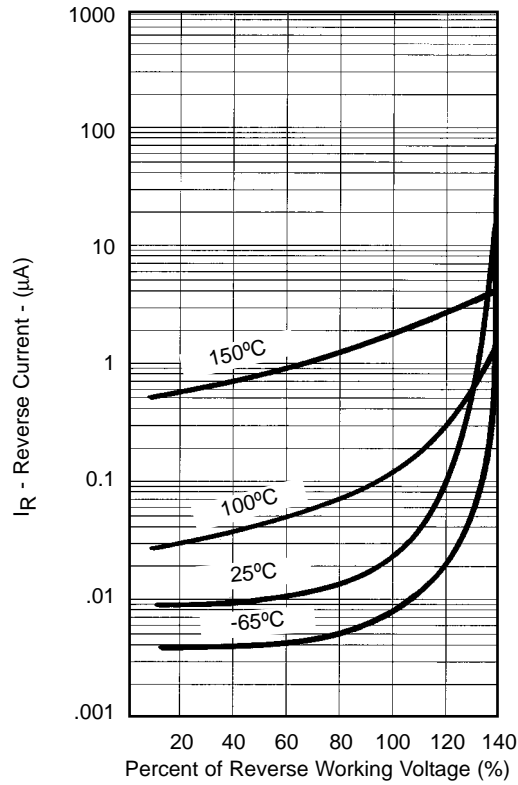
**COMPENSATED DEVICES INCORPORATED**

22 COREY STREET, MELROSE, MASSACHUSETTS 02176  
PHONE (781) 665-1071 FAX (781) 665-7379  
WEBSITE: <http://www.cdi-diodes.com> E-mail: [mail@cdi-diodes.com](mailto:mail@cdi-diodes.com)

# IN5194 thru IN5196



**FIGURE 2**  
Typical Forward Current  
vs Forward Voltage



**NOTE :** All temperatures shown on graphs are junction temperatures

**FIGURE 3**  
Typical Reverse Current  
vs Reverse Voltage