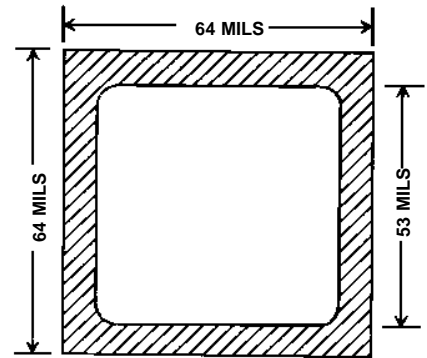


- 1N5822 AVAILABLE IN JANHC AND JANKC PER MIL-PRF-19500/620
- 3 AMP SCHOTTKY BARRIER RECTIFIER CHIPS
- SILICON DIOXIDE PASSIVATED
- COMPATIBLE WITH ALL WIRE BONDING AND DIE ATTACH TECHNIQUES, WITH THE EXCEPTION OF SOLDER REFLOW

CD5820
thru
CD5822
and
CD3A20
thru
CD3A40

MAXIMUM RATINGS

Operating Temperature: -65°C to +125°C
 Storage Temperature: -65°C to +150°C
 Average Rectified Forward Current: 3.0 AMP @ +55°C
 Derating: 43 mA / °C above +55°C



BACKSIDE IS CATHODE
FIGURE 1

CDI TYPE NUMBER	WORKING PEAK REVERSE VOLTAGE	MAXIMUM FORWARD VOLTAGE		MAXIMUM REVERSE LEAKAGE CURRENT AT RATED VOLTAGE	
	V _{RWM}	V _F @1.0A	V _F @3.0A	I _R @25°C	I _R @100°C
	VOLTS	VOLTS	VOLTS	mA	mA
CD5820	20	0.45	0.55	0.10	12.5
CD5821	30	0.45	0.55	0.10	12.5
CD5822	40	0.45	0.55	0.10	12.5
JHC, JKC 5822	40	0.40	0.50	0.10	12.5
CD3A20	20	0.45	0.55	0.10	12.5
CD3A30	30	0.45	0.55	0.10	12.5
CD3A40	40	0.45	0.55	0.10	12.5

DESIGN DATA

METALLIZATION:
 Top: (Anode).....Al
 Back:(Cathode)Au

AL THICKNESS.....25,000 Å Min

GOLD THICKNESS... ..4,000 Å Min

CHIP THICKNESS.....10 Mils

TOLERANCES: ALL
 Dimensions ± 2 mils



COMPENSATED DEVICES INCORPORATED

22 COREY STREET, MELROSE, MASSACHUSETTS 02176
 PHONE (781) 665-1071 FAX (781) 665-7379
 WEBSITE: <http://www.cdi-diodes.com> E-mail: mail@cdi-diodes.com

CD5820 thru CD5822 and CD3A20 thru CD3A40

TYPICAL REVERSE LEAKAGE CURRENT AT RATED PIV (PULSED)

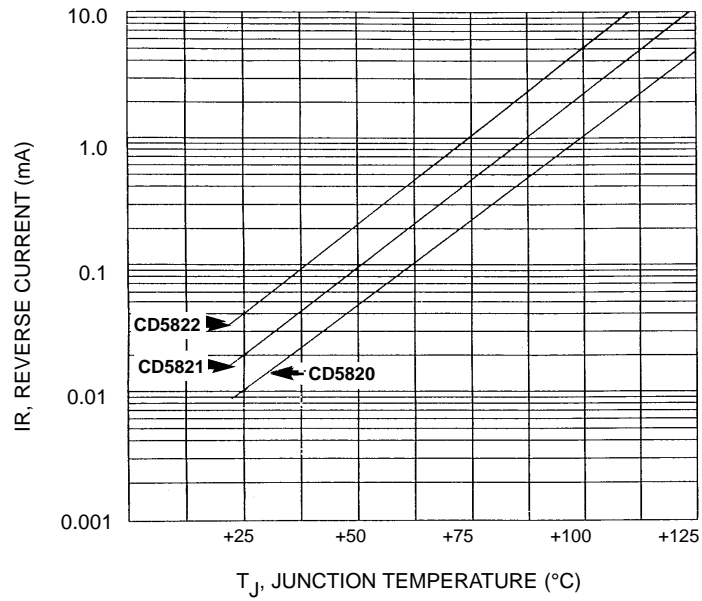


FIGURE 1

TYPICAL FORWARD VOLTAGE

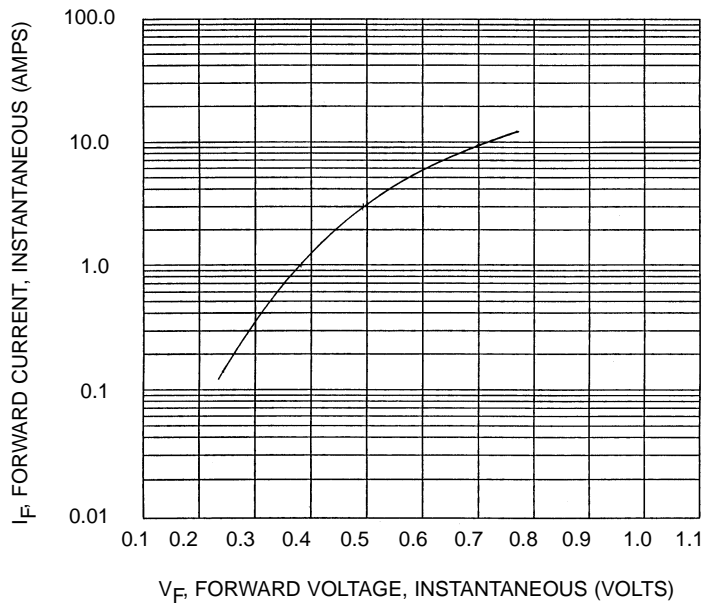


FIGURE 2