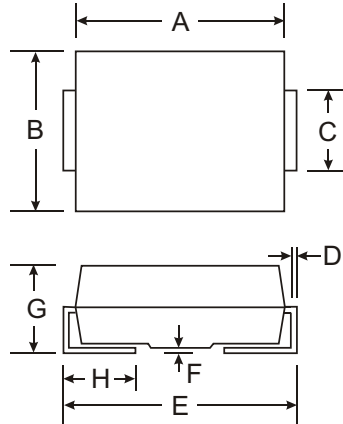


Features

- 100A Peak Pulse Current @ 10/1000 s
- 400A Peak Pulse Current @ 8/20 s
- 58 - 320V Stand-Off Voltages
- Oxide-Glass Passivated Junction
- Bi-Directional Protection In a Single Device
- High Off-State impedance and Low On-State Voltage

Mechanical Data

- Case: SMB, Molded Plastic
- Plastic Material: UL Flammability Classification Rating 94V-0
- Moisture sensitivity: Level 1 per J-STD-020A
- Terminals: Solder Plated Terminal - Solderable per MIL-STD-202, Method 208
- Polarity: None; Bi-Directional Devices Have No Polarity Indicator
- Weight: 0.093 grams (approx.)
- Marking: Date Code & Marking Code (See Page 4)
- Ordering Information: See Page 4



SMB		
Dim	Min	Max
A	4.06	4.57
B	3.30	3.94
C	1.96	2.21
D	0.15	0.31
E	5.21	5.59
F	0.05	0.20
G	2.01	2.62
H	0.76	1.52
All Dimensions in mm		

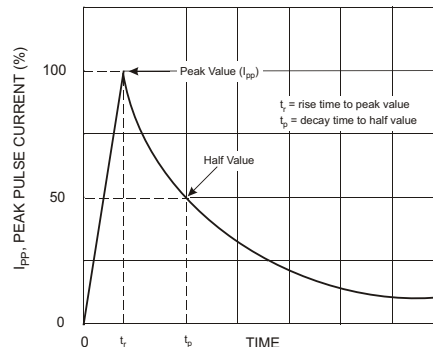
Maximum Ratings @ T_A = 25 C unless otherwise specified

Single phase, half wave, 60Hz, resistive or inductive load.
For capacitive load, derate current by 20%.

Characteristic	Symbol	Value	Unit
Non-Repetitive Peak Impulse Current @ 10/1000us	I _{pp}	100	A
Non-Repetitive Peak On-State Current @ 8.3ms (one-half cycle)	I _{TSM}	50	A
Junction Temperature Range	T _j	-40 to +150	C
Storage Temperature Range	T _{STG}	-55 to +150	C
Thermal Resistance, Junction to Lead	R _{JL}	20	°C/W
Thermal Resistance, Junction to Ambient	R _{JA}	100	°C/W
Typical Positive Temperature Coefficient for Breakdown Voltage	VBR/ T _j	0.1	%/°C

Maximum Rated Surge Waveform

Waveform	Standard	I _{pp} (A)
2/10 us	GR-1089-CORE	500
8/20 us	IEC 61000-4-5	400
10/160 us	FCC Part 68	250
10/700 us	ITU-T, K20/K21	200
10/560 us	FCC Part 68	160
10/1000 us	GR-1089-CORE	100

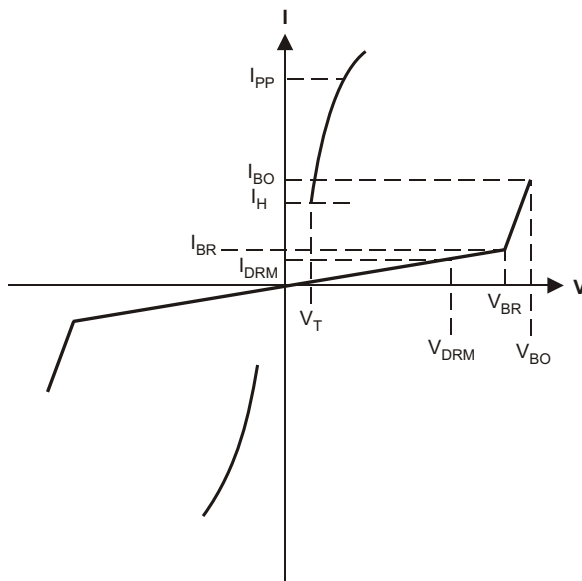


Electrical Characteristics @ $T_A = 25\text{ C}$ unless otherwise specified

Part Number	Rated Repetitive Off-State Voltage	Off-State Leakage Current @ V_{DRM}	Breakover Voltage	On-State Voltage @ $I_T = 1\text{ A}$	Breakover Current I_{BO}		Holding Current I_H		Off-State Capacitance	Marking Code
	V_{DRM} (V)	I_{DRM} (μA)	V_{BO} (V)	V_T (V)	Min (mA)	Max (mA)	Min (mA)	Max (mA)	C_O (pF)	
TB0640H	58	5	77	3.5	50	800	150	800	200	T064H
TB0720H	65	5	88	3.5	50	800	150	800	200	T072H
TB0900H	75	5	98	3.5	50	800	150	800	200	T090H
TB1100H	90	5	130	3.5	50	800	150	800	120	T110H
TB1300H	120	5	160	3.5	50	800	150	800	120	T130H
TB1500H	140	5	180	3.5	50	800	150	800	120	T150H
TB1800H	160	5	220	3.5	50	800	150	800	120	T180H
TB2300H	190	5	265	3.5	50	800	150	800	80	T230H
TB2600H	220	5	300	3.5	50	800	150	800	80	T260H
TB3100H	275	5	350	3.5	50	800	150	800	80	T310H
TB3500H	320	5	400	3.5	50	800	150	800	80	T350H

Symbol	Parameter
V_{DRM}	Stand-off Voltage
I_{DRM}	Leakage current at stand-off voltage
V_{BR}	Breakdown voltage
I_{BR}	Breakdown current
V_{BO}	Breakover voltage
I_{BO}	Breakover current
I_H	Holding current NOTE: 1
V_T	On state voltage
I_{PP}	Peak pulse current
C_O	Off-state capacitance NOTE: 2

- Notes:
- $I_H > (V_L/R_L)$ If this criterion is not obeyed, the TSPD triggers but does not return correctly to high-resistance state. The surge recovery time does not exceed 30ms.
 - Off-state capacitance measured at $f = 1.0\text{ MHz}$, $1.0V_{RMS}$ signal, $V_R = 2V_{DC}$ bias.



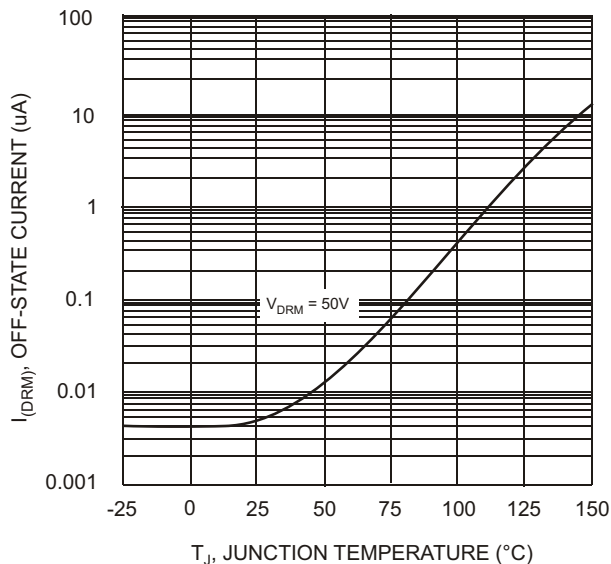


Fig. 1 Off-State Current vs. Junction Temperature

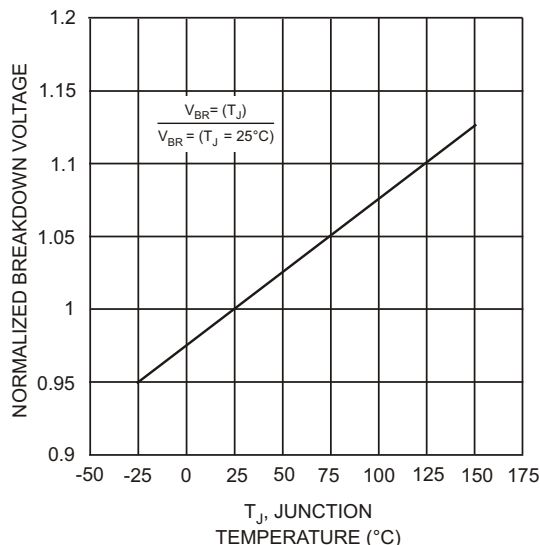


Fig. 2 Relative Variation of Breakdown Voltage vs. Junction Temperature

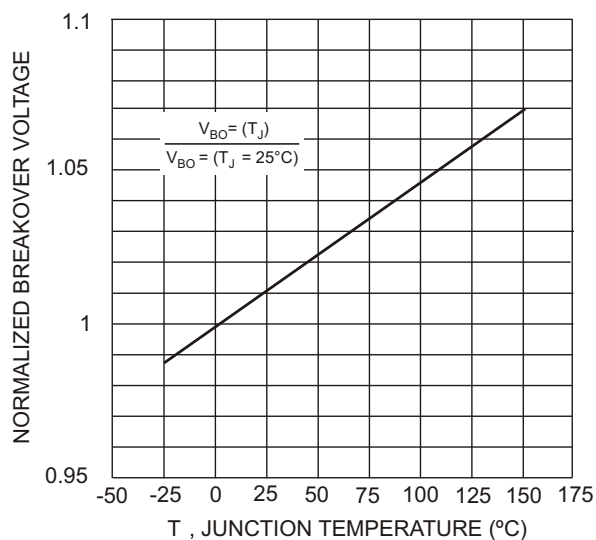


Fig. 3 Relative Variation of Breakover Voltage vs. Junction Temperature

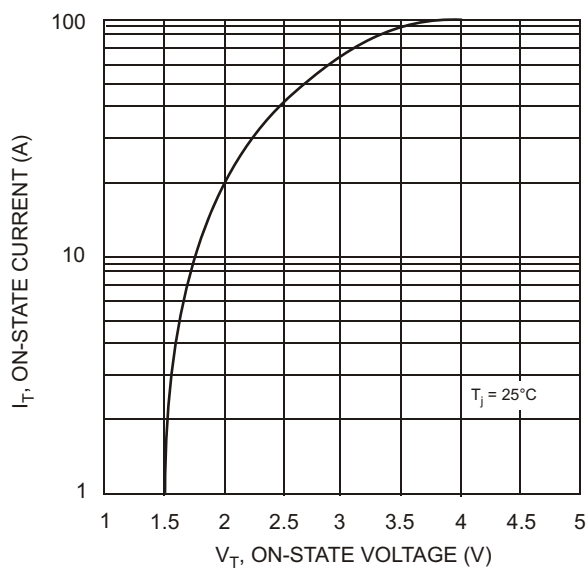


Fig. 4 On-State Current vs. On-State Voltage

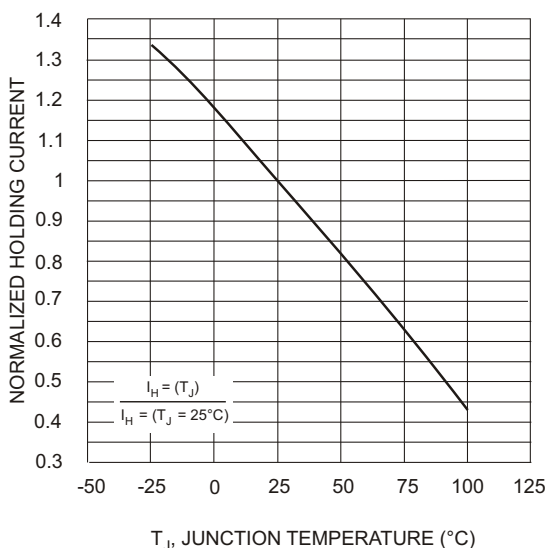


Fig. 5 Relative Variation of Holding Current vs. Junction Temperature

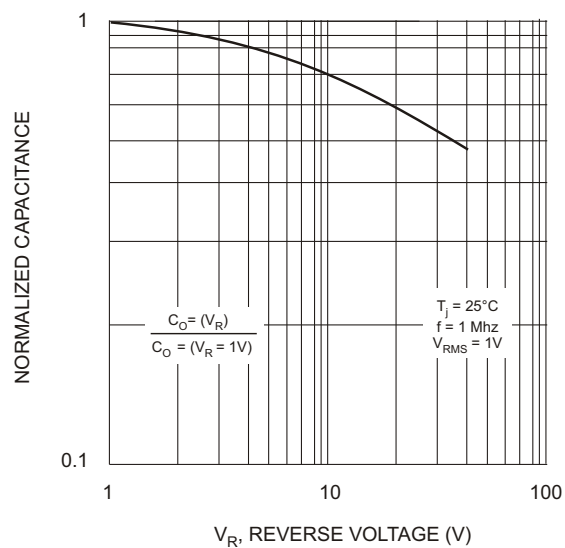


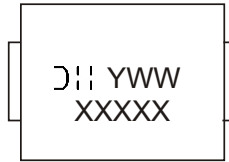
Fig. 6 Relative Variation of Normalized Capacitance vs. Reverse Voltage Bias

Ordering Information (Note 3)

Device	Packaging	Shipping
TB0640H-13 TB0720H-13 TB0900H-13 TB1100H-13 TB1300H-13 TB1500H-13 TB1800H-13 TB2300H-13 TB2600H-13 TB3100H-13 TB3500H-13	SMB	3000/Tape & Reel

Notes: 3. For Packaging Details, go to our website at <http://www.diodes.com/datasheets/ap02007.pdf>.

Marking Information



XXXXX = Product Type Marking Code
 YWW = Date Code Marking
 Y = Year ex: 2 = 2002
 WW = Week

Date Code Key

Year	2002	2003	2004
Code	2	3	4