



**ELECTRONICS INDUSTRY (USA) CO., LTD.**

103 MOO 4, LATKRABANG EXPORT PROCESSING ZONE, LATKRABANG, BANGKOK 10520, THAILAND  
 TEL. : (66 2) 326-0102, 739-4580 FAX. : (66 2) 326-0933 E-mail : eicfirst@iname.com http. : // www.eicsemi.com



Certificate Number: Q10561 Certificate Number: E17276

## SKN0S - SKN2S

**PRV : 20 - 40 Volts**  
**I<sub>o</sub> : 3.0 Ampere**

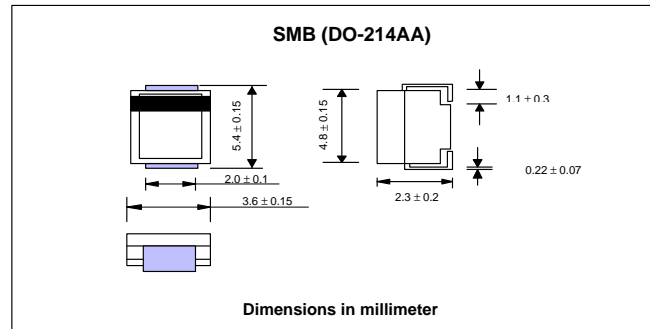
### FEATURES :

- \* High current capability
- \* High surge current capability
- \* High reliability
- \* High efficiency
- \* Low power loss
- \* Low cost
- \* Low forward voltage drop

### MECHANICAL DATA :

- \* Case : SMB (DO-214AA) Molded plastic
- \* Epoxy : UL94V-0 rate flame retardant
- \* Lead : Lead Formed for Surface Mount
- \* Polarity : Color band denotes cathode end
- \* Mounting position : Any
- \* Weight : 0.093 gram

## SURFACE MOUNT SCHOTTKY BARRIER RECTIFIERS



### MAXIMUM RATINGS AND ELECTRICAL CHARACTERISTICS

Rating at 25 °C ambient temperature unless otherwise specified.  
 Single phase, half wave, 60 Hz, resistive or inductive load.  
 For capacitive load, derate current by 20%.

RATING	SYMBOL	SKN0S	SKN1S	SKN2S	UNIT
Maximum Recurrent Peak Reverse Voltage	V <sub>RRM</sub>	20	30	40	Volts
Maximum RMS Voltage	V <sub>RMS</sub>	14	21	28	Volts
Maximum DC Blocking Voltage	V <sub>DC</sub>	20	30	40	Volts
Maximum Average Forward Current T <sub>L</sub> = 95 °C	I <sub>F(AV)</sub>	3.0			Amps.
Peak Forward Surge Current, 8.3ms single half sine wave superimposed on rated load (JEDEC Method) T <sub>L</sub> = 75 °C	I <sub>FSM</sub>	80			Amps.
Maximum Forward Voltage at I <sub>F</sub> = 3.0 Amp. (Note 1)	V <sub>F</sub>	0.475	0.500	0.525	Volt.
Maximum Reverse Current at T <sub>a</sub> = 25 °C	I <sub>R</sub>	2.0			mA
Rated DC Blocking Voltage (Note 1) T <sub>a</sub> = 100 °C	I <sub>R(H)</sub>	20			mA
Typical Thermal Resistance	R <sub>θJL</sub>	20			°C/W
Junction Temperature Range	T <sub>J</sub>	- 65 to + 125			°C
Storage Temperature Range	T <sub>STG</sub>	- 65 to + 125			°C

### Notes :

(1) Pulse Test : Pulse Width = 300 μs, Duty Cycle = 2%.

UPDATE : MAY 10, 1999



**ELECTRONICS INDUSTRY (USA) CO., LTD.**

103 MOO 4, LATKRABANG EXPORT PROCESSING ZONE, LATKRABANG, BANGKOK 10520, THAILAND  
 TEL.: (66 2) 326-0102, 739-4580 FAX.: (66 2) 326-0933 E-mail: eicfirst@iname.com http://www.eicsemi.com

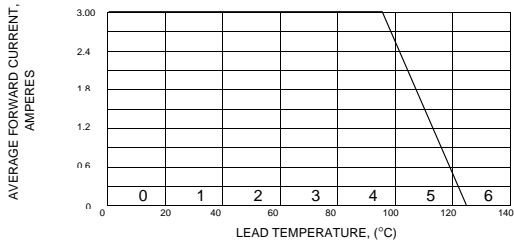


Certificate Number: Q10561

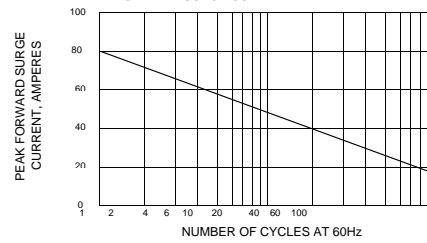
Certificate Number: E17276

**RATING AND CHARACTERISTIC CURVES ( SKN0S - SKN2S )**

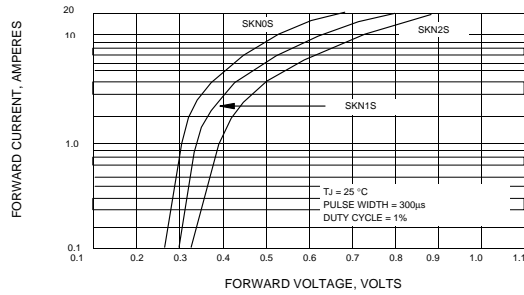
**FIG.1 - FORWARD CURRENT DERATING CURVE**



**FIG.2 - MAXIMUM NON-REPETITIVE PEAK FORWARD SURGE CURRENT**



**FIG.3 - TYPICAL FORWARD CHARACTERISTICS**



**FIG.4 - TYPICAL REVERSE CHARACTERISTICS**

