


1620 nm DFB Laser for Supervisory Channel Applications

Key Features

- 1620 nm DFB laser source
- Operating temperature 0 °C to +70 °C
- Low threshold current
- Cooled-TEC
- Bitrates 1 – 622 Mb/s

Applications

- Intended as a laser source for an optical supervisory channel in D-WDM systems



Description

The laser module is intended as a source for an optical supervisory channel for systems with in-line amplifiers as proposed by ITU-T in G.691 and G.692. The module includes an InGaAs/InP DFB laser diode, an InGaAs PIN back facet monitor diode and a TEC.

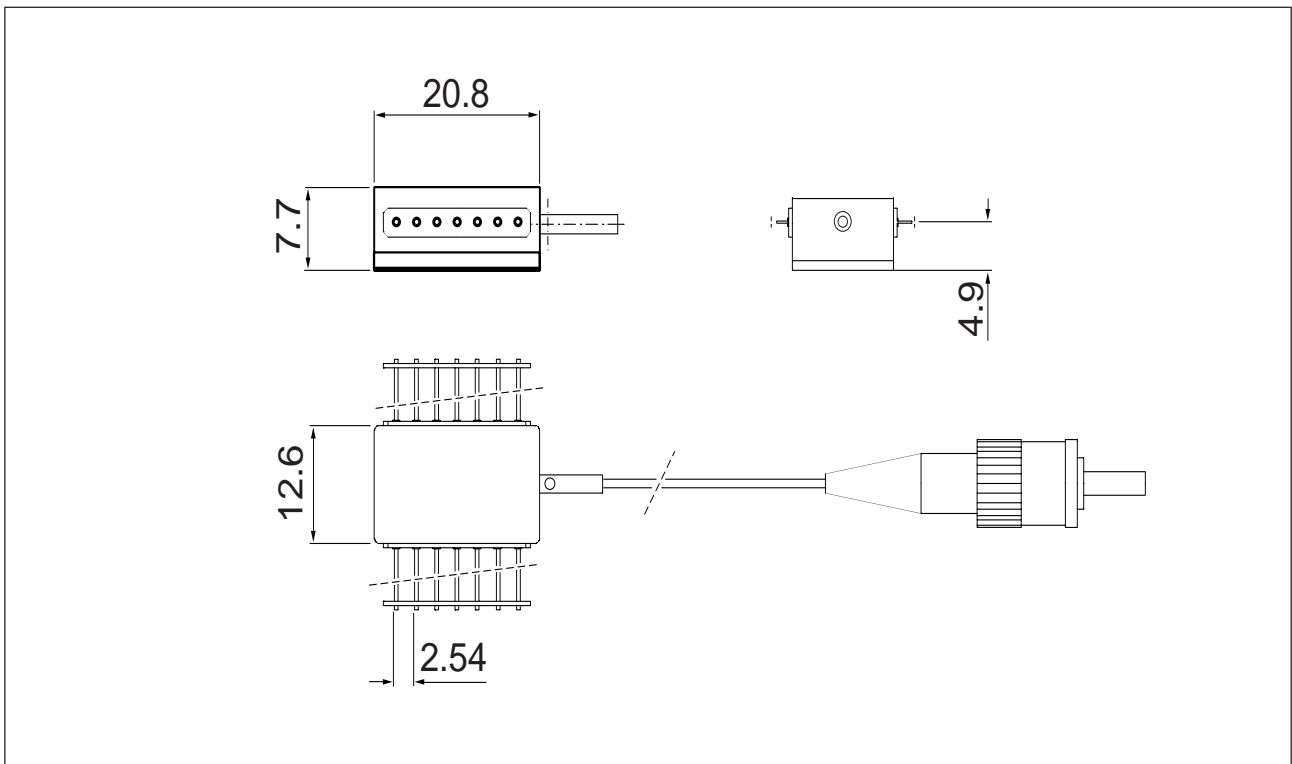


Figure 1. Mechanical outline

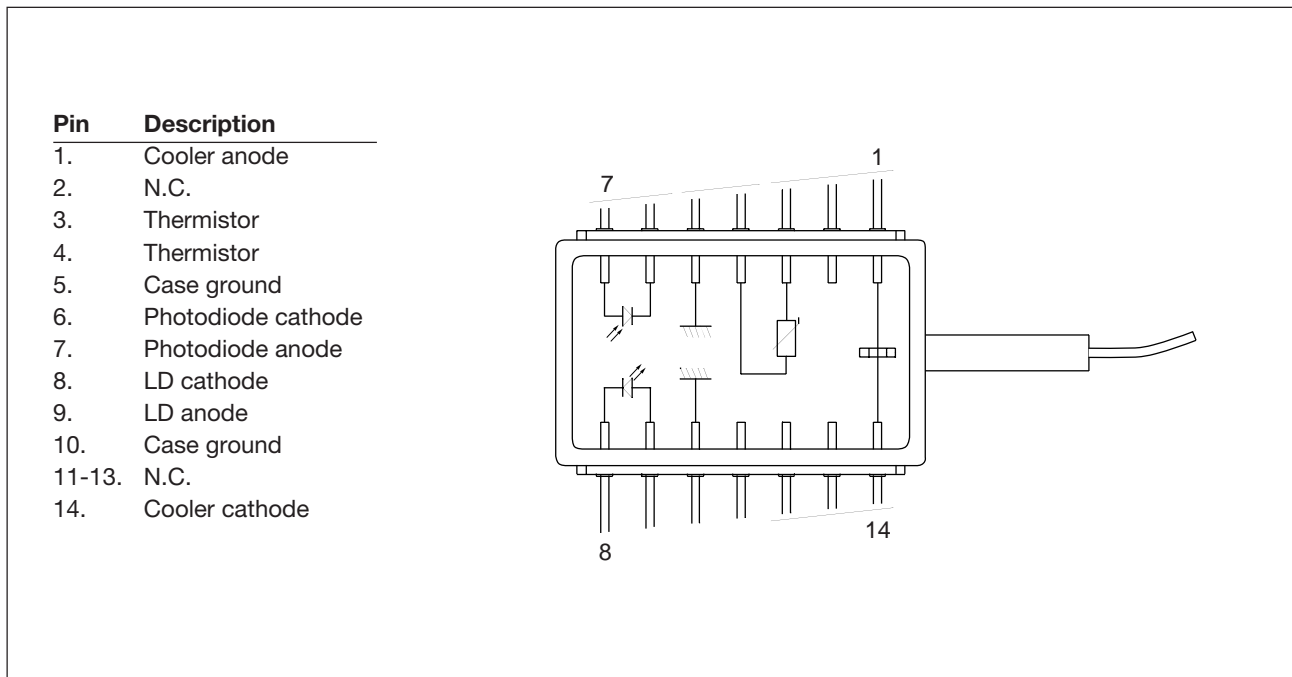


Figure 2. Pin description

Optical Characteristics

Electrical and optical characteristics at recommended operating conditions, unless otherwise noted.

Parameter	Conditions	Symbol	Min	Typ	Max	Unit
Peak wavelength		λ_{Peak}	1613	1620	1627	nm
Differential quantum efficiency	@ $P_f = 1 \text{ mW}$	Q_{eff}	0.035			W/A
Side mode suppression ratio		SMSR	30	35		dB

Electrical Characteristics

Parameter	Conditions	Symbol	Min	Typ	Max	Unit
Forward voltage		V_f			2	V
Threshold current		I_{Th}			30	mA
Monitor current	@ $P_{\text{fiber}} = 1 \text{ mW}$	I_{Mon}	75		470	μA
Rise and fall time		t_r/t_f			1.0	ns
Bandwidth		f_c	400			MHz

Operating Conditions

Parameter	Symbol	Min	Typ	Max	Unit
Operating case temperature	T_C	0		70	$^{\circ}\text{C}$

Absolute Maximum Ratings

Parameter	Symbol	Min	Max	Unit
Laser reverse voltage	$V_{\text{REV_LD}}$		1.0	V
Laser diode forward current	I_F		150	mA
Photodiode reverse voltage	$V_{\text{REV_MON}}$		15	V

CAUTION: Stresses outside those listed in "Absolute Maximum Ratings" may cause permanent damage to the device.

Handling Precautions

This device may be damaged as a result of electrostatic discharge (ESD). Take proper precautions during both handling and testing. This typically includes grounded wrist wraps, workbenches and floor mats in ESD controlled areas. Semiconductor devices may be damaged by current surges, use appropriate transient protection.

Quality Assurance

Ericsson Microelectronics commitment to quality has been proven through a decade of semiconductor device production and has been confirmed to ISO 9001. Opto product qualification is made according to the intention of applicable Telcordia standards.

Connector Options

FC/PC

SC

(Other connectors available on request)



Information given in this data sheet is believed to be accurate and reliable. However no responsibility is assumed for the consequences of its use nor for any infringement of patents or other rights of third parties which may result from its use. No license is granted by implication or otherwise under any patent or patent rights of Ericsson Microelectronics. These products are sold only according to Ericsson Microelectronics' general conditions of sale, unless otherwise confirmed in writing.

Product specifications subject to change without notice.

Ericsson Microelectronics AB
SE-164 81 Kista, Sweden
Telephone: +46 8 757 50 00
www.ericsson.com/microelectronics

For local sales contacts, please refer to our website
or call: Int + 46 8 757 47 00, Fax: +46 8 757 47 76

1522-PGT 201 40 Rev. B
© Ericsson Microelectronics AB, January 2001