

## 1.5 Amp. Surface Mounted Glass Passivated Rectifier

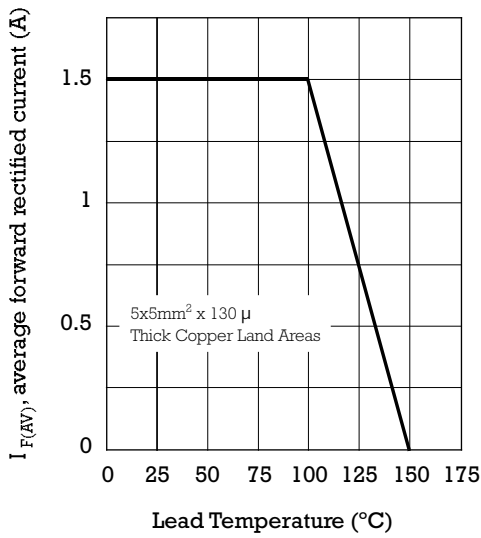
<p><b>Dimensions in mm.</b></p> <p><b>CASE:</b> SMB/DO-214AA</p> <p>Week code Year code Type No. Class</p> <p>Standard soldering pad</p>	<p style="text-align: center;"><b>Voltage</b> 50 to 1000 V</p> <p style="text-align: center;"><b>Current</b> 1.5 A</p> <div style="text-align: center;"> </div> <ul style="list-style-type: none"> <li>Glass passivated junction</li> <li>High current capability</li> <li>The plastic material carries U/L 94 V-0</li> <li>Low profile package</li> <li>Easy pick and place</li> <li>High temperature soldering 260 °C 10 sec</li> </ul> <p><b>MECHANICAL DATA</b>                  Terminals: Solder plated, solderable per IEC 68-2-20.                  Standard Packaging: 8 mm. tape (EIA-RS-481).                  Weight: 0.093 g.</p>
--	--

### Maximum Ratings and Electrical Characteristics at 25 °C

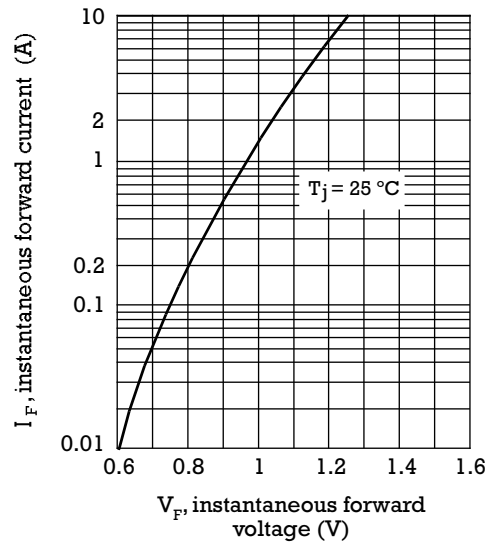
		FS2A	FS2B	FS2D	FS2G	FS2J	FS2K	FS2M
Marking code		<b>S1</b>	<b>S2</b>	<b>S3</b>	<b>S4</b>	<b>S5</b>	<b>S6</b>	<b>S7</b>
$V_{RRM}$	Maximum Recurrent Peak Reverse Voltage	50	100	200	400	600	800	1000
$V_{RMS}$	Maximum RMS Voltage	35	70	140	280	420	560	700
$V_{DC}$	Maximum DC Blocking Voltage	50	100	200	400	600	800	1000
$I_{F(AV)}$	Forward current at $T_L = 100\text{ °C}$	1.5 A						
$I_{FSM}$	8.3 ms. peak forward surge current (Jedec Method)	50 A						
$V_F$	Maximum Instantaneous Forward Voltage at 1.5A	1.1 V						
$I_R$	Maximum DC Reverse Current $T_a = 25\text{ °C}$ at Rated DC Blocking Voltage $T_a = 125\text{ °C}$	1 $\mu$ A 125 $\mu$ A						
$t_{rr}$	Typical Reverse Recovery Time (0.5/1/0.25A)	4 $\mu$ s						
$C_j$	Typical Junction Capacitance (1MHz; -4V)	30 pF						
$R_{th(j-l)}$ $R_{th(j-a)}$	Typical Thermal Resistance (5x5 mm <sup>2</sup> x 130 $\mu$ Copper Area)	20 °C/W 60 °C/W						
$T_j - T_{stg}$	Operating Junction and Storage Temperature Range	-55 to + 150 °C						

### Rating And Characteristic Curves

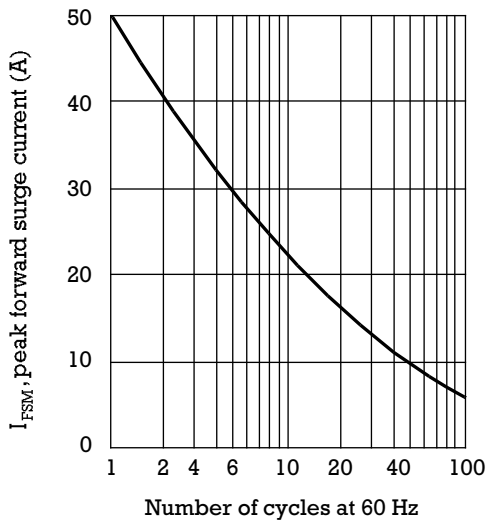
FORWARD CURRENT DERATING CURVE



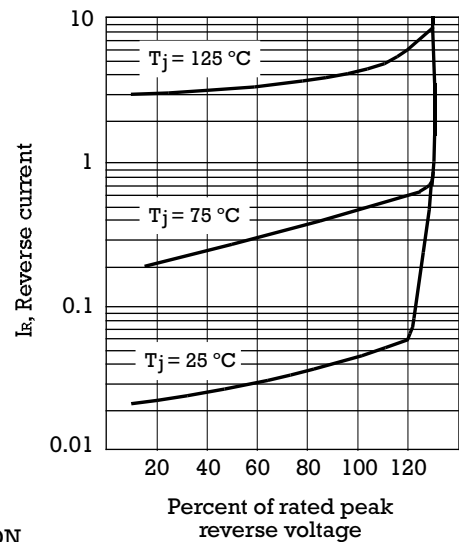
TYPICAL FORWARD CHARACTERISTIC



MAXIMUM NON REPETITIVE PEAK FORWARD SURGE CURRENT



TYPICAL REVERSE CHARACTERISTIC



TYPICAL JUNCTION CAPACITANCE

