

## 1.5 Amp. Glass Passivated Fast Recovery Rectifier

<p><b>Dimensions in mm.</b></p> <p><b>DO-15 (Plastic)</b></p> <p><b>Mounting instructions</b></p> <ol style="list-style-type: none"> <li>1. Min. distance from body to soldering point, 4 mm.</li> <li>2. Max. solder temperature, 350 °C.</li> <li>3. Max. soldering time, 3.5 sec.</li> <li>4. Do not bend lead at a point closer than 2 mm. to the body.</li> </ol>	<p><b>Voltage</b> 50 to 1000 V.</p> <p><b>Current</b> 1.5 A. at 55 °C.</p>
	<ul style="list-style-type: none"> <li>• Glass passivated junction</li> <li>• High current capability</li> <li>• The plastic material carries U/L recognition 94 V-0</li> <li>• Terminals: Axial Leads</li> <li>• Polarity: Color band denotes cathode</li> </ul>

### Maximum Ratings, according to IEC publication No. 134

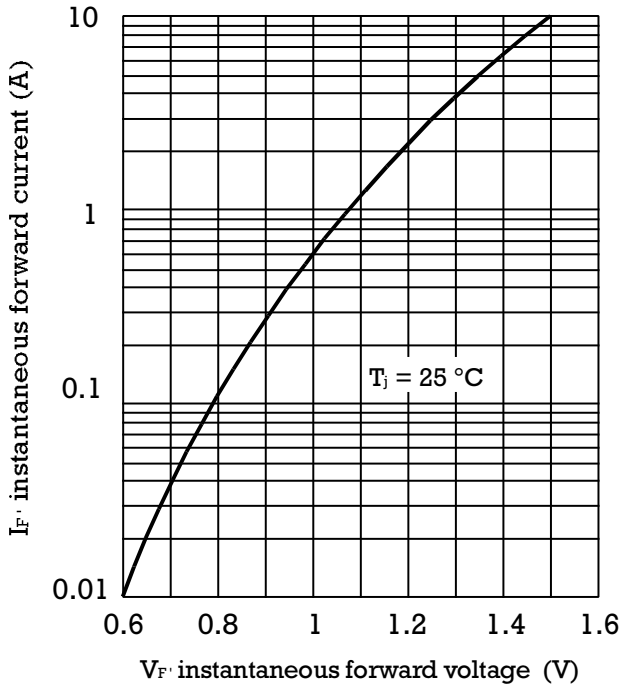
		RGP 15A	RGP 15B	RGP 15D	RGP 15G	RGP 15J	RGP 15K	RGP 15KT	RGP 15M	RGP 15MT
$V_{RRM}$	Peak recurrent reverse voltage (V)	50	100	200	400	600	800	800	1000	1000
$I_{F(AV)}$	Forward current at $T_{amb} = 55\text{ °C}$	1.5 A								
$I_{FRM}$	Recurrent peak forward current	10 A								
$I_{FSM}$	8.3 ms. peak forward surge current (Iecdec Method)	50 A								
$t_{rr}$	Max. reverse recovery time from $I_F = 0.5\text{ A}$ $I_R = 1\text{ A}$ $I_{RR} = 0.25\text{ A}$	150 ns			250 ns	500 ns	300 ns	500 ns	300 ns	
$T_j$	Operating temperature range	- 65 to + 175 °C								
$T_{stg}$	Storage temperature range	- 65 to + 175 °C								
$E_{RSM}$	Maximum non repetitive peak reverse avalanche energy. $I_R = 1\text{ A}$ ; $T_j = 25\text{ °C}$	20 mJ								

### Electrical Characteristics at $T_{amb} = 25\text{ °C}$

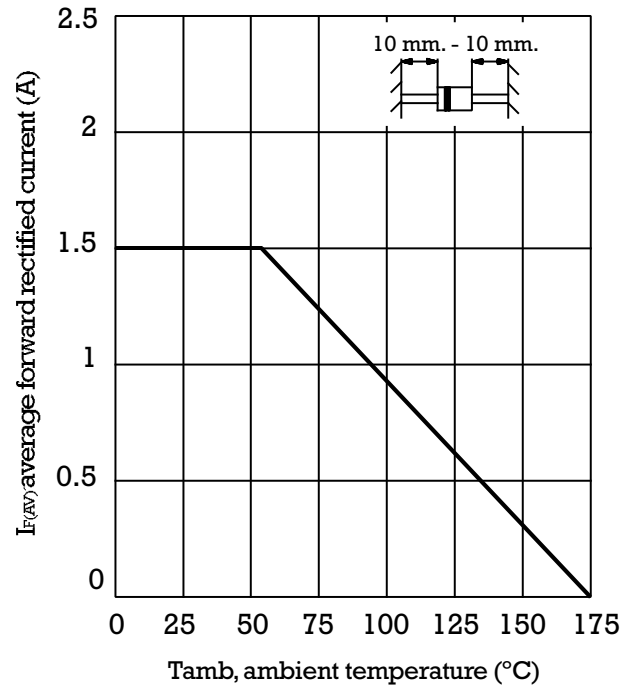
$V_F$	Max. forward voltage drop at $I_F = 1.5\text{ A}$	1.3 V
$I_R$	Max. reverse current at $V_{RRM}$ at 25 °C at 150 °C	5 $\mu\text{ A}$ 200 $\mu\text{ A}$
$R_{thj-a}$	Thermal resistance (l = 10 mm.) Max. Typ.	50 °C/W 30 °C/W

Rating And Characteristic Curves

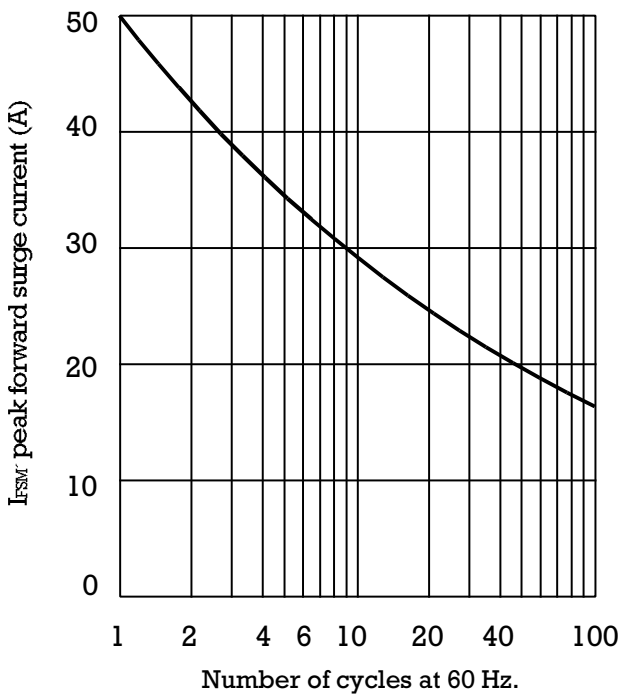
TYPICAL FORWARD CHARACTERISTIC



FORWARD CURRENT DERATING CURVE



MAXIMUM NON REPETITIVE PEAK FORWARD SURGE CURRENT



TYPICAL JUNCTION CAPACITANCE

