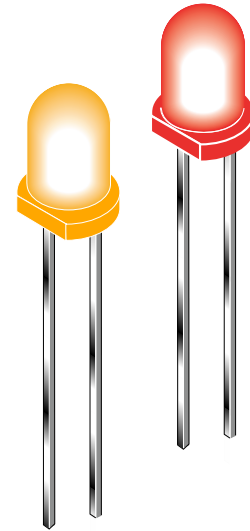
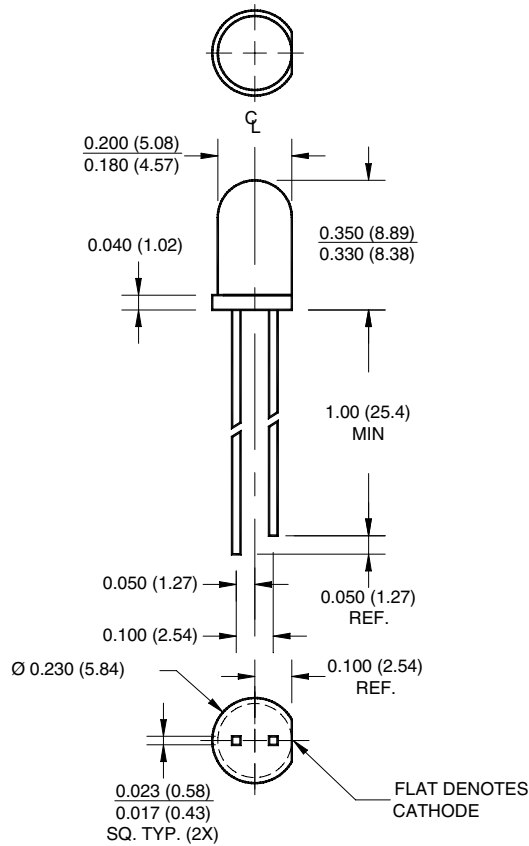


MV8834T RED

MV8334T AMBER

PACKAGE DIMENSIONS



NOTES:

1. Dimensions for all drawings are in inches (mm).
2. Lead spacing is measured where the leads emerge from the package.
3. Protruded resin under the flange is 1.5 mm (0.059") max.

APPLICATIONS

- Traffic management (e.g., traffic signals, variable message signs, and etc.)
- Signage (indoor and outdoor)

DESCRIPTION

MV8834T and MV8334T, T-1 3/4 ultra-bright LED lamps that utilize TS-AlInGaP technology, have a moderate viewing angle of 30°. They are encapsulated in a water clear epoxy lens package.

FEATURES

- Popular T-1 3/4 package
- Solid state reliability
- Water clear optics
- Standard 100 mil. lead spacing

MV8834T RED

MV8334T AMBER

ABSOLUTE MAXIMUM RATINGS ($T_A = 25^\circ\text{C}$ unless otherwise specified)			
Parameter	Symbol	Rating	Unit
Operating Temperature	T_{OPR}	-40 to +100	$^\circ\text{C}$
Storage Temperature	T_{STG}	-40 to +110	$^\circ\text{C}$
Lead Soldering Time	T_{SOL}	260 for 5 sec	$^\circ\text{C}$
Continuous Forward Current	I_F	50	mA
Peak Forward Current ($f = 1.0\text{ KHz}$, Duty Factor = 1/10)	I_F	100	mA
Reverse Voltage ($I_R = 100\ \mu\text{A}$)	V_R	5	V
Power Dissipation	P_D	100	mW

ELECTRICAL / OPTICAL CHARACTERISTICS ($T_A = 25^\circ\text{C}$)			
Part Number	RED MV8834T	AMBER MV8334T	Condition
Luminous Intensity (mcd)			$I_F = 20\text{ mA}$
Minimum	1000	1000	
Typical	2200	2200	
Forward Voltage (V)			$I_F = 20\text{ mA}$
Maximum	2.4	2.4	
Typical	2.0	2.2	
Wavelength (nm)			$I_F = 20\text{ mA}$
Peak	635	594	
Dominant	630	592	
Spectral Line Half Width (nm)	20	20	$I_F = 20\text{ mA}$
Viewing Angle ($^\circ$)	30	30	$I_F = 20\text{ mA}$

MV8834T RED

MV8334T AMBER

TYPICAL PERFORMANCE CURVES

Fig. 1 Forward Current vs. Forward Voltage

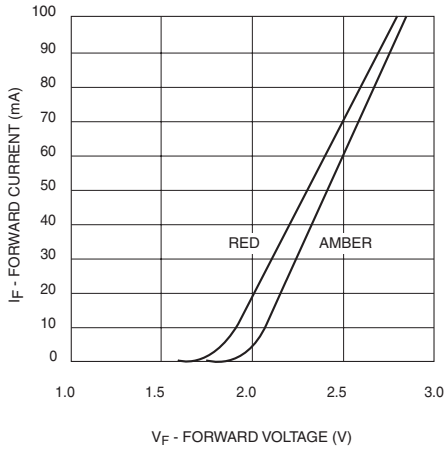


Fig. 2 Relative Luminous Intensity vs. DC Forward Current

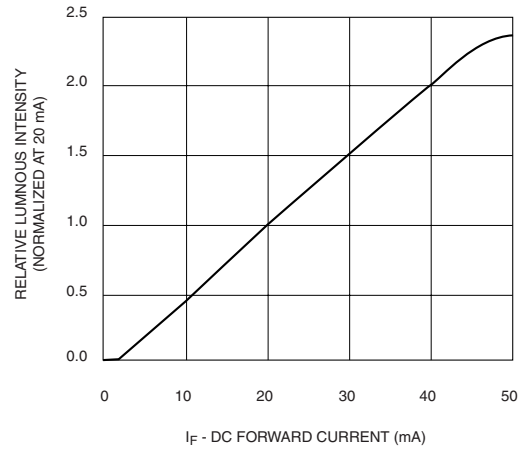


Fig. 3 Relative Intensity vs Peak Wavelength

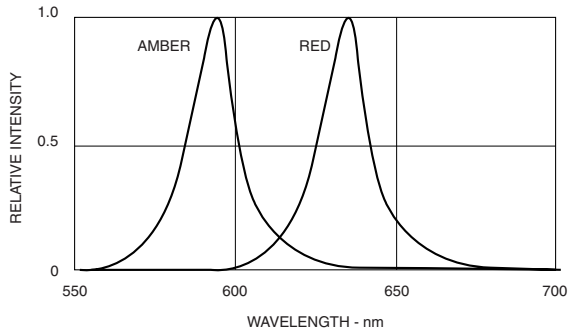


Fig. 4 Radiation Diagram

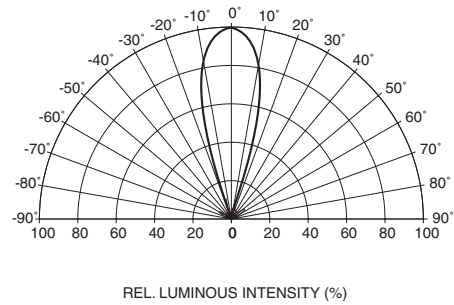
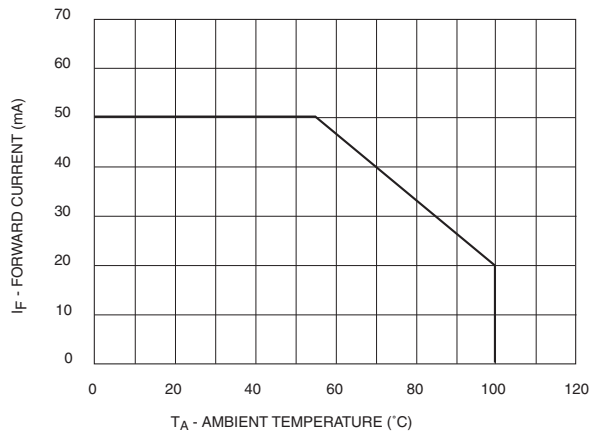


Fig. 5 Current Derating Curve



MV8834T RED

MV8334T AMBER

DISCLAIMER

FAIRCHILD SEMICONDUCTOR RESERVES THE RIGHT TO MAKE CHANGES WITHOUT FURTHER NOTICE TO ANY PRODUCTS HEREIN TO IMPROVE RELIABILITY, FUNCTION OR DESIGN. FAIRCHILD DOES NOT ASSUME ANY LIABILITY ARISING OUT OF THE APPLICATION OR USE OF ANY PRODUCT OR CIRCUIT DESCRIBED HEREIN; NEITHER DOES IT CONVEY ANY LICENSE UNDER ITS PATENT RIGHTS, NOR THE RIGHTS OF OTHERS.

LIFE SUPPORT POLICY

FAIRCHILD'S PRODUCTS ARE NOT AUTHORIZED FOR USE AS CRITICAL COMPONENTS IN LIFE SUPPORT DEVICES OR SYSTEMS WITHOUT THE EXPRESS WRITTEN APPROVAL OF THE PRESIDENT OF FAIRCHILD SEMICONDUCTOR CORPORATION. As used herein:

1. Life support devices or systems are devices or systems which, (a) are intended for surgical implant into the body, or (b) support or sustain life, and (c) whose failure to perform when properly used in accordance with instructions for use provided in labeling, can be reasonably expected to result in a significant injury of the user.
2. A critical component in any component of a life support device or system whose failure to perform can be reasonably expected to cause the failure of the life support device or system, or to affect its safety or effectiveness.