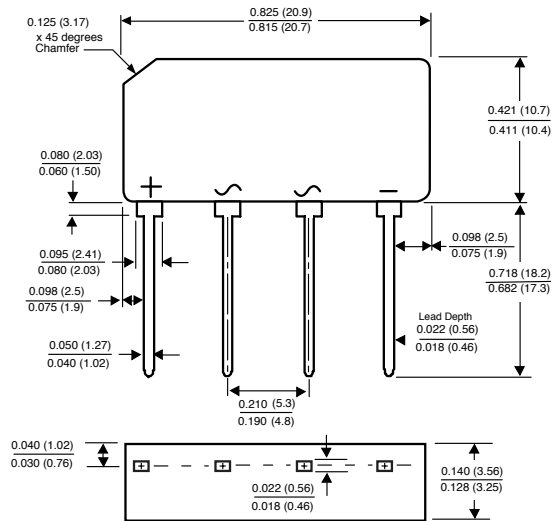


G2SBA20 AND G2SBA60

GLASS PASSIVATED SINGLE-PHASE BRIDGE RECTIFIER

Reverse Voltage - 200 and 600 Volts Forward Current - 1.5 Amperes

Case Type GBL




Polarity shown on front side of case, positive lead beveled corner.

If preferred, marking may be on reverse side of case.

Dimensions in inches and (millimeters)

FEATURES

- ◆ Plastic package has Underwriters Laboratory Flammability Classification 94V-0
- ◆ This series is UL listed under the Recognized Component Index, file number E54214
- ◆ High case dielectric strength of 1500 VRMS
- ◆ Ideal for printed circuit boards
- ◆ Glass passivated chip junction
- ◆ High surge current capability
- ◆ High temperature soldering guaranteed:
260°C/10 seconds, 0.375 (9.5mm) lead length, 5lbs. (2.3kg) tension



MECHANICAL DATA

Case: Molded plastic body over passivated junctions

Terminals: Plated leads solderable per MIL-STD-750, Method 2026

Mounting Position: Any

Weight: 0.071 ounce, 2.0 grams

MAXIMUM RATINGS AND ELECTRICAL CHARACTERISTICS

Ratings at 25°C ambient temperature unless otherwise specified.

| | SYMBOLS | G2SBA20 | G2SBA60 | UNITS |
|---|--------------------------------------|---|---------|--------------------|
| Maximum repetitive peak reverse voltage | V _{RRM} | 200 | 600 | Volts |
| Maximum RMS voltage | V _{RMS} | 140 | 420 | Volts |
| Maximum DC blocking voltage | V _{DC} | 200 | 600 | Volts |
| Maximum average forward rectified output current at T _A =25°C | I _(AV) | 1.5 | | Amps |
| Peak forward surge current single sine-wave superimposed on rated load (JEDEC Method) | I _{FSM} | 60 | | Amps |
| Rating for fusing (t<8.3ms) | I ² t | 16 | | A ² sec |
| Maximum instantaneous forward voltage drop per leg at 0.75A | V _F | 1.05 | | Volts |
| Maximum DC reverse current at rated DC blocking voltage per leg | I _R | T _A =25°C 5.0 T _A =125°C 300 | | μA |
| Typical thermal resistance per leg | R _{θJA} R _{θJL} | 40 12 | | °C/W |
| Operating junction and storage temperature range | T _J , T _{STG} | -55 to +150 | | °C |

NOTE:

(1) Units mounted on P.C.B. with 0.5 x 0.5" (12 x 12mm) copper pads and 0.375" (9.5mm) lead length

RATINGS AND CHARACTERISTICS CURVES G2SBA20 THRU G2SBA60

FIG. 1 - DERATING CURVE OUTPUT RECTIFIED CURRENT

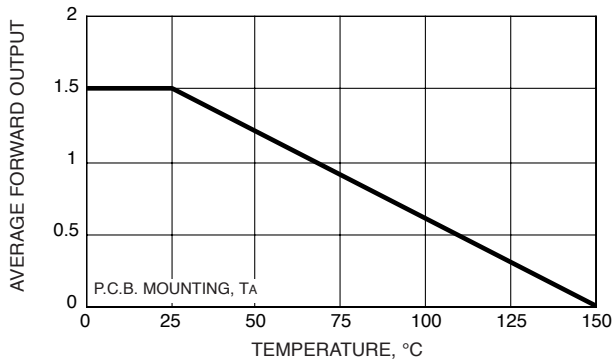


FIG. 2 - MAXIMUM NON-REPETITIVE PEAK FORWARD SURGE CURRENT PER LEG

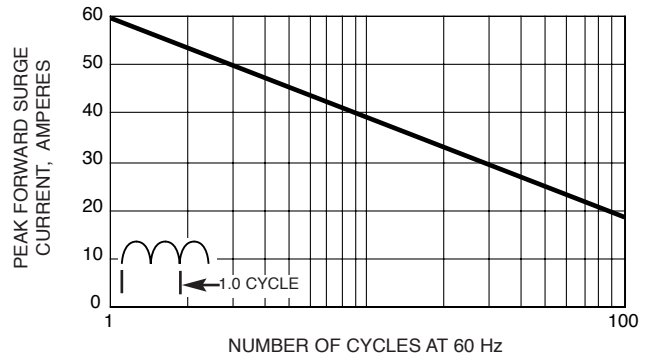


FIG. 3 - TYPICAL FORWARD CHARACTERISTICS PER LEG

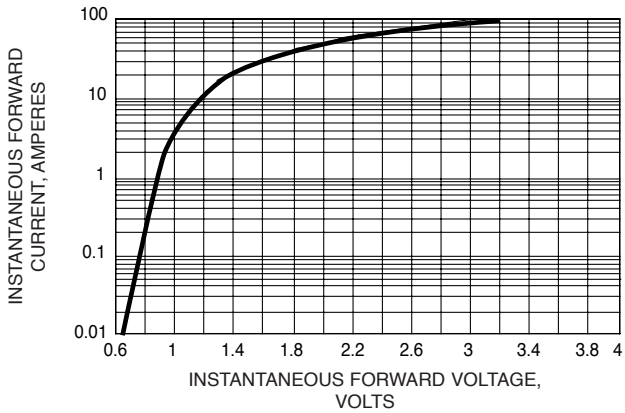


FIG. 4 - TYPICAL REVERSE CHARACTERISTICS PER LEG

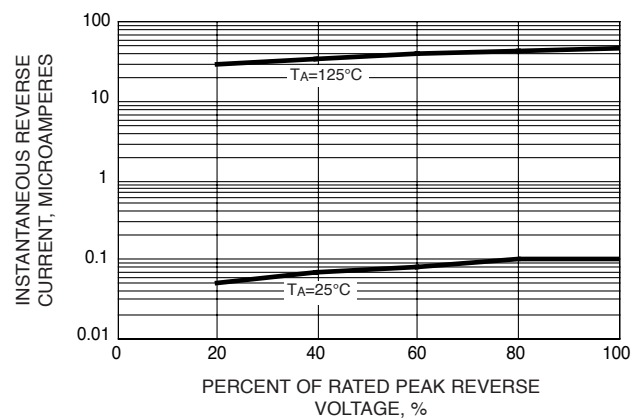


FIG. 5 - TYPICAL JUNCTION CAPACITANCE PER LEG

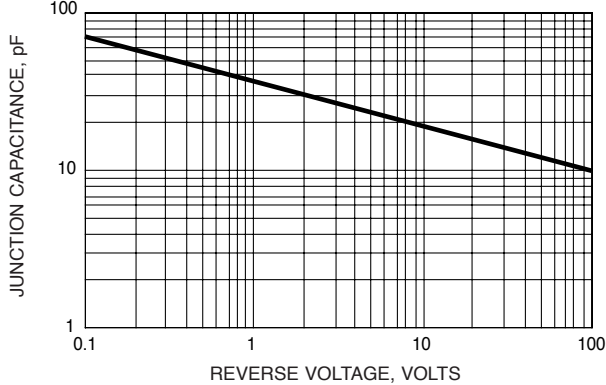


FIG. 6 - TYPICAL TRANSIENT THERMAL IMPEDANCE

