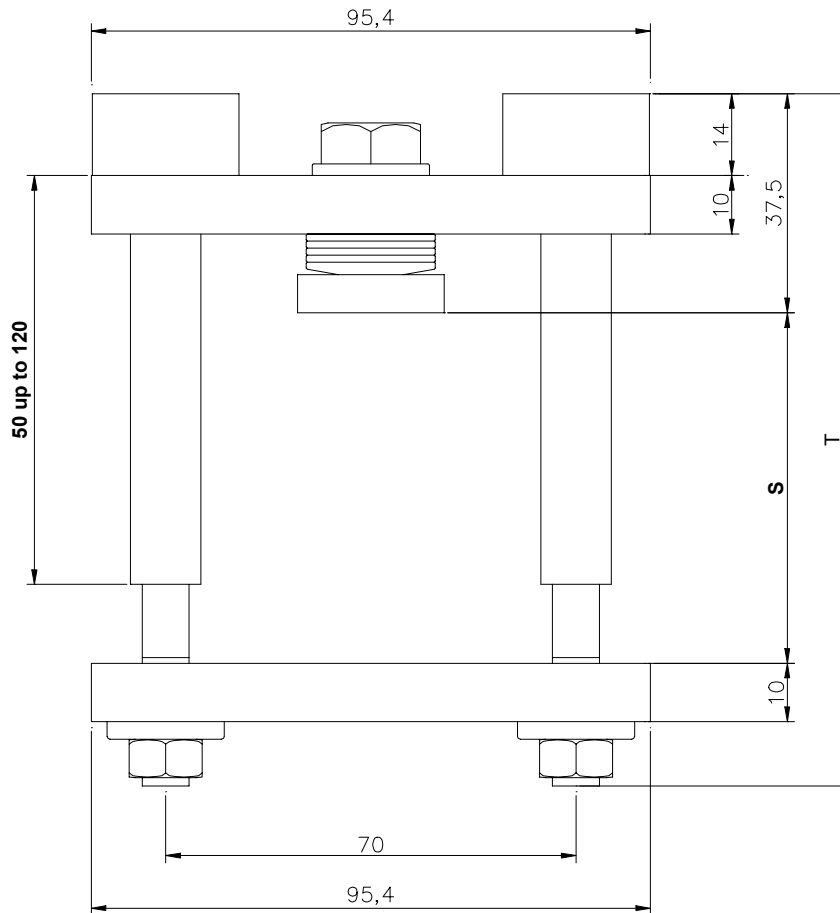


GC70BN...C

BAR CLAMP FOR HOCKEY PUKS

- Various lengths of bolts and insulators
- Pre-loaded to the specific clamping force
- Flat clamping head for minimum clamping head height
- Cost effective design
- Four clamps styles
- Gold iridite plating
- User friendly clamping force indicator
- UL94 certified insulation material



Dimensions in millimeters

- T: Max total height (see table)
- S: Clearance allowed (see table)

Parameter	Unit	Types/Testing conditions/Notes	Values	
			Min	Max
Weight	g	GC70BN...C	500	600
Clamping Force*	kN	GC70BN...05C	5	
		GC70BN...08C	8	
Insulation Voltage	V _{RMS}	1 min	3000	
Insulating Material		UL File: E121562	Noryl®	
Max. working temperature	°C		110	
Min. working temperature	°C		-30	
Storage temp.	°C		-40/110	

* Other clamping forces available: contact factory

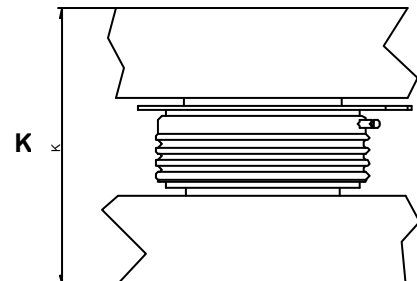
ORDERING INFORMATION TABLE

The clamp can be ordered using the following part numbering system

GC70 B N A B 05 C

(3) (4) (5)

(3) Insulator code:	see table below
(4) Bolt code:	see table below
(5) Clamping force (in kN):	05
	08

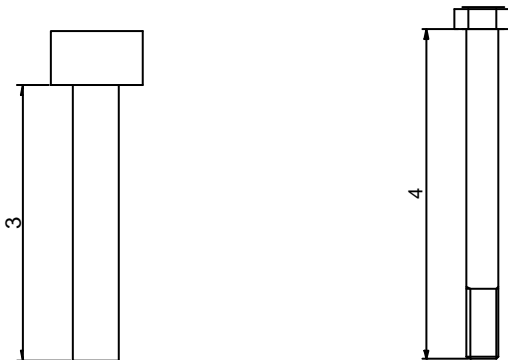


K: Total thickness of the assembly to be clamped

Type GC70BN...C: suggested insulator/bolt types

Allowed clearance S		Insulator choice		Bolt choice		Max height
S Min [mm]	SMax [mm]	(3)	Ins. Lenght [mm]	(4)	Bolt Lenght [mm]	T [mm]
37	50	A/B	50 / 70**	Z	100*	108.5
47	60	B	70	A	110	118.5
57	70	C	95	B	120	128.5
67	80	C	95	C	130	138.5
77	90	C/D	95 / 120***	D	140	148.5
87	100	D	120	E	150	158.5
97	110	D	120	F	160	168.5

* Optional ** with S>40 only *** with S>88 only



In the interest of product improvement Green Power Semiconductors reserves the right to change any specification given in this data sheet without notice.