
2SD1418

Silicon NPN Epitaxial

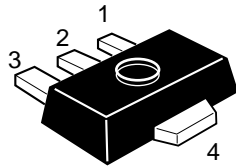
HITACHI

Application

- Low frequency power amplifier
- Complementary pair with 2SB1025

Outline

UPAK



1. Base
2. Collector
3. Emitter
4. Collector (Flange)

2SD1418

Absolute Maximum Ratings (Ta = 25°C)

Item	Symbol	Rated	Unit
Collector to base voltage	V _{CBO}	120	V
Collector to emitter voltage	V _{CEO}	80	V
Emitter to base voltage	V _{EBO}	5	V
Collector current	I _C	1	A
Collector peak current	i _{C(peak)} *1	2	A
Collector power dissipation	P _C *2	1	W
Junction temperature	T _j	150	°C
Storage temperature	T _{stg}	-55 to +150	°C

- Notes: 1. PW ≤ 10 ms, Duty cycle ≤ 20%
2. Value on the alumina ceramic board (12.5 x 20 x 0.7 mm)

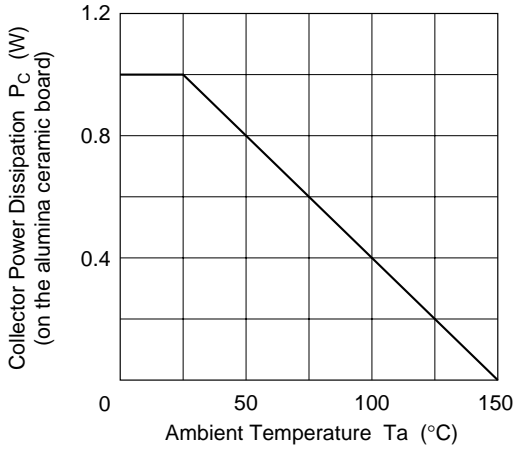
Electrical Characteristics (Ta = 25°C)

Item	Symbol	Min	Typ	Max	Unit	Test conditions
Collector to base breakdown voltage	V _{(BR)CBO}	120	—	—	V	I _C = 10 μA, I _E = 0
Collector to emitter breakdown voltage	V _{(BR)CEO}	80	—	—	V	I _C = 1 mA, R _{BE} = ∞
Emitter to base breakdown voltage	V _{(BR)EBO}	5	—	—	V	I _E = 10 μA, I _C = 0
Collector cutoff current	I _{CBO}	—	—	10	μA	V _{CB} = 100 V, I _E = 0
DC current transfer ratio	h _{FE1} *1	60	—	320		V _{EB} = 5 V, I _C = 150 mA*2
	h _{FE2}	30	—	—		V _{CE} = 5 V, I _C = 500 mA*2
Collector to emitter saturation voltage	V _{CE(sat)}	—	—	1	V	I _C = 500 mA, I _B = 50 mA*2
Base to emitter voltage	V _{BE}	—	—	1.5	V	V _{CE} = 5 V, I _C = 150 mA*2
Gain bandwidth product	f _T	—	140	—	MHz	V _{CE} = 5 V, I _C = 150 mA*2
Collector output capacitance	C _{ob}	—	12	—	pF	V _{CB} = 10 V, I _E = 0, f = 1 MHz

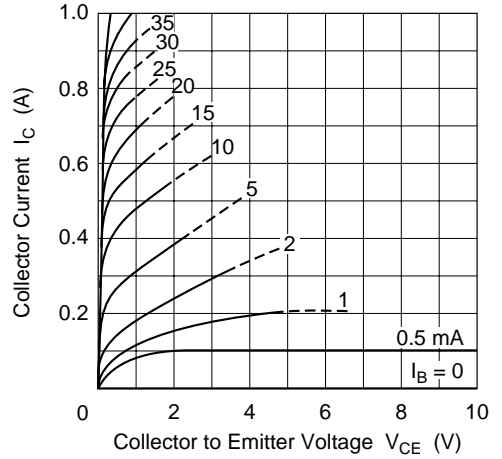
- Notes: 1. The 2SD1418 is grouped by h_{FE1} as follows.
2. Pulse test

Mark	DA	DB	DC
h _{FE1}	60 to 120	100 to 200	160 to 320

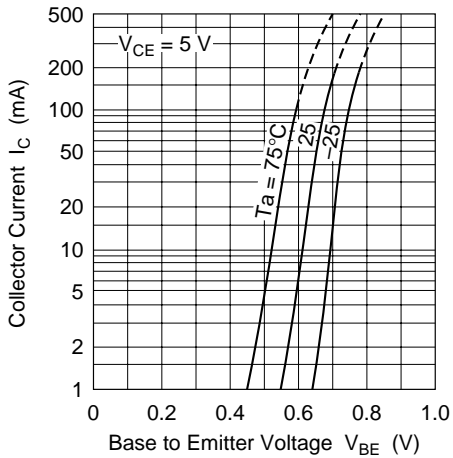
Maximum Collector Dissipation Curve



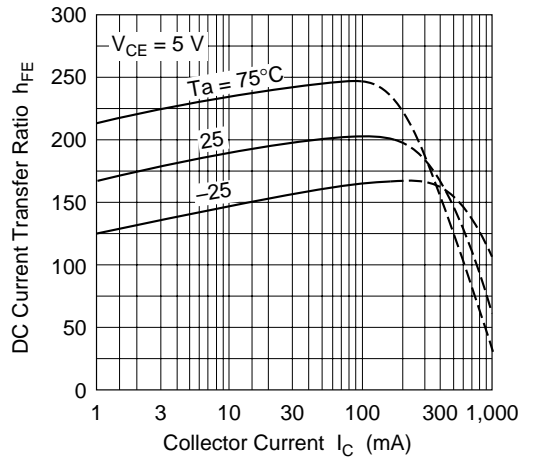
Typical Output Characteristics

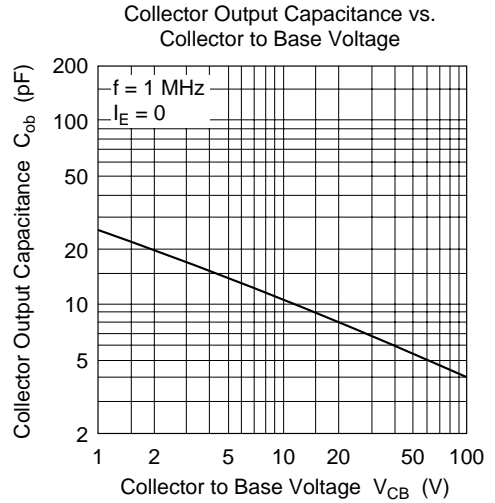
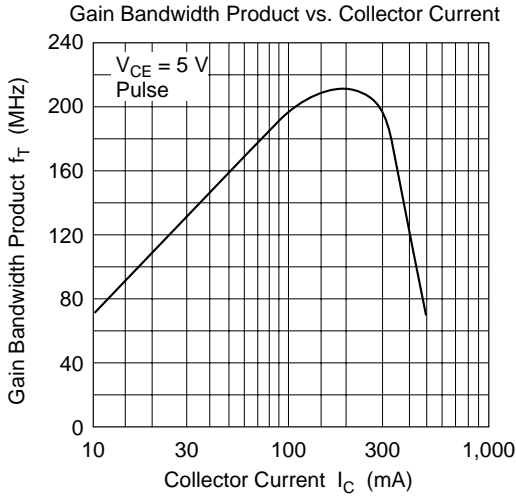
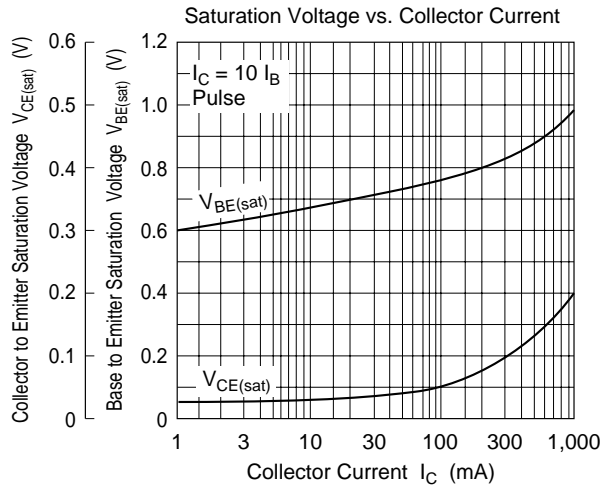


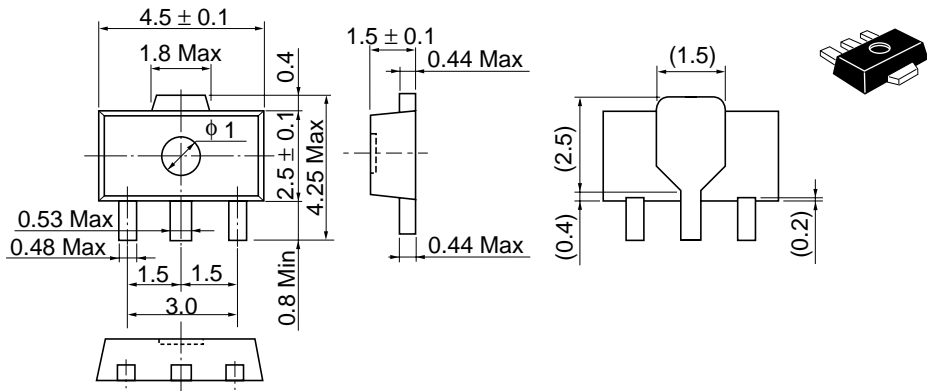
Typical Transfer Characteristics



DC Current Transfer Ratio vs. Collector Current







Hitachi Code	UPAK
JEDEC	—
EIAJ	Conforms
Weight (reference value)	0.050 g

Cautions

1. Hitachi neither warrants nor grants licenses of any rights of Hitachi's or any third party's patent, copyright, trademark, or other intellectual property rights for information contained in this document. Hitachi bears no responsibility for problems that may arise with third party's rights, including intellectual property rights, in connection with use of the information contained in this document.
2. Products and product specifications may be subject to change without notice. Confirm that you have received the latest product standards or specifications before final design, purchase or use.
3. Hitachi makes every attempt to ensure that its products are of high quality and reliability. However, contact Hitachi's sales office before using the product in an application that demands especially high quality and reliability or where its failure or malfunction may directly threaten human life or cause risk of bodily injury, such as aerospace, aeronautics, nuclear power, combustion control, transportation, traffic, safety equipment or medical equipment for life support.
4. Design your application so that the product is used within the ranges guaranteed by Hitachi particularly for maximum rating, operating supply voltage range, heat radiation characteristics, installation conditions and other characteristics. Hitachi bears no responsibility for failure or damage when used beyond the guaranteed ranges. Even within the guaranteed ranges, consider normally foreseeable failure rates or failure modes in semiconductor devices and employ systemic measures such as fail-safes, so that the equipment incorporating Hitachi product does not cause bodily injury, fire or other consequential damage due to operation of the Hitachi product.
5. This product is not designed to be radiation resistant.
6. No one is permitted to reproduce or duplicate, in any form, the whole or part of this document without written approval from Hitachi.
7. Contact Hitachi's sales office for any questions regarding this document or Hitachi semiconductor products.

HITACHI

Hitachi, Ltd.

Semiconductor & Integrated Circuits.
Nippon Bldg., 2-6-2, Ohte-machi, Chiyoda-ku, Tokyo 100-0004, Japan
Tel: Tokyo (03) 3270-2111 Fax: (03) 3270-5109

URL North America : <http://semiconductor.hitachi.com/>
Europe : <http://www.hitachi-eu.com/hel/ecg>
Asia (Singapore) : <http://www.has.hitachi.com.sg/grp3/sicd/index.htm>
Asia (Taiwan) : http://www.hitachi.com.tw/E/Product/SICD_Frame.htm
Asia (HongKong) : <http://www.hitachi.com.hk/eng/bo/grp3/index.htm>
Japan : <http://www.hitachi.co.jp/Sicd/indx.htm>

For further information write to:

Hitachi Semiconductor
(America) Inc.
179 East Tasman Drive,
San Jose, CA 95134
Tel: <1> (408) 433-1990
Fax: <1> (408) 433-0223

Hitachi Europe GmbH
Electronic components Group
Dornacher Straße 3
D-85622 Feldkirchen, Munich
Germany
Tel: <49> (89) 9 9180-0
Fax: <49> (89) 9 29 30 00

Hitachi Europe Ltd.
Electronic Components Group.
Whitebrook Park
Lower Cookham Road
Maidenhead
Berkshire SL6 8YA, United Kingdom
Tel: <44> (1628) 585000
Fax: <44> (1628) 778322

Hitachi Asia Pte. Ltd.
16 Collyer Quay #20-00
Hitachi Tower
Singapore 049318
Tel: 535-2100
Fax: 535-1533

Hitachi Asia Ltd.
Taipei Branch Office
3F, Hung Kuo Building, No.167,
Tun-Hwa North Road, Taipei (105)
Tel: <886> (2) 2718-3666
Fax: <886> (2) 2718-8180

Hitachi Asia (Hong Kong) Ltd.
Group III (Electronic Components)
7/F., North Tower, World Finance Centre,
Harbour City, Canton Road, Tsim Sha Tsui,
Kowloon, Hong Kong
Tel: <852> (2) 735 9218
Fax: <852> (2) 730 0281
Telex: 40815 HITEC HX

Copyright ' Hitachi, Ltd., 1999. All rights reserved. Printed in Japan.

HITACHI