


DC/DC Converters

1 Watt IE Series

XPiQ inc.
Intelligent Design Quality Product



- 0.12 in² Board Space
- 80% Efficiency
- 22 Watts per in³
- 3.3, 5, 12, 24 and 48 VDC Inputs
- 1000/3000 VDC Isolation
- Industry Standards Pinouts

Specification

Input

- *Input Voltage* $\pm 10\%$
- *Input Reflected Noise (20 MHz BW)* 100mV pk-pk max

Output

- *Output Voltage Accuracy* $\pm 5\%$
- *Output Ripple & Noise (20 MHz BW)* 100 mV pk-pk max
- *Line Regulation* 1.2%/1% of V_{in}
- *Load Regulation (20% to 100% Load)* $\pm 10\%$ or $\pm 15\%$ for 3.3 V output model

General

- *Efficiency* At full load 9 V, 12 V & 15 V outputs 80% typical
At full load 3.3 V & 5 V outputs 70% typical
- *Short Circuit Protection* 1 second max

Environmental

- *Input Output Isolation* 1000 VDC/ 3000 VDC min
- *Temperature Coefficient* 0.03%/°C max
- *Operating Temperature Range* -40 °C to +85 °C
- *Storage Temperature Range* -55 °C to +125 °C

OUTPUT VOLTAGE & CURRENT RATINGS

IE

Output Voltage	Output Current	3.3 VDC Input	5 VDC Input	12 VDC Input	24 VDC Input	48 VDC Input
3.3 VDC	300 mA	IE0303	IE0503	IE1203	IE2403	IE4803
5.0 VDC	200 mA	IE0305	IE0505	IE1205	IE2405	IE4805
9.0 VDC	111 mA	IE0309	IE0509	IE1209	IE2409	IE4809
12.0 VDC	84 mA	IE0312	IE0512	IE1212	IE2412	IE4812
15.0 VDC	66 mA	IE0315	IE0515	IE1215	IE2415	IE4815

Notes

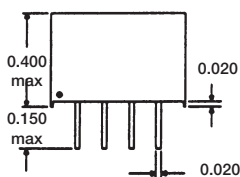
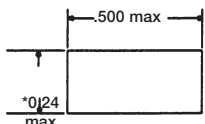
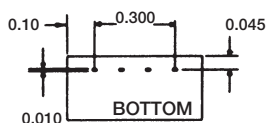
Add suffix "S" for single-in-line package, suffix "D" for dual-in-line package.

Add suffix "H" for 3000 VDC isolation.

* Derate output by 50% for 3.3 VDC input models.

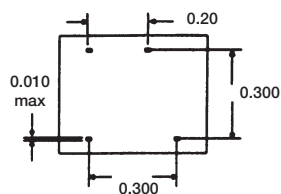
Mechanical Details

SINGLE-IN-LINE PACKAGE

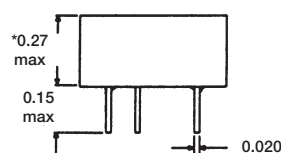
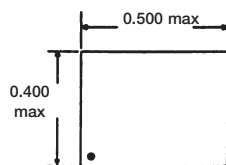


* 0.30 max for 48VDC input models

DUAL-IN-LINE PACKAGE



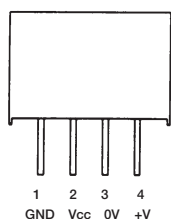
(BOTTOM VIEW)



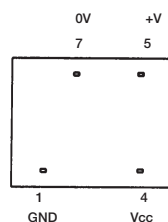
* 0.30 max for 48VDC input models

Pins .01 x .02 inches

SINGLE-IN-LINE PACKAGE



DUAL-IN-LINE PACKAGE (TOP VIEW)



Derating Curve

