

# Fast Recovery Epitaxial Diode (FRED)

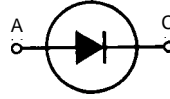
**DSEI 36**

**$V_{RRM} = 600\text{ V}$**

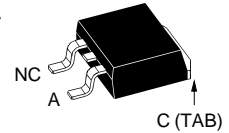
**$I_{FAVM} = 37\text{ A}$**

**$t_{rr} = 35\text{ ns}$**

$V_{RSM}$	$V_{RRM}$	Type
V	V	
600	600	DSEI 36-06AS



**TO-263 AA**



A = Anode, C = Cathode,  
NC = No connection, TAB = Cathode

Symbol	Test Conditions	Maximum Ratings	
$I_{FRMS}$	$T_{VJ} = T_{VJM}$	70	A
$I_{FAVM}$ ①	$T_C = 85^\circ\text{C}$ ; rectangular, $d = 0.5$	37	A
$I_{FRM}$	$t_p < 10\ \mu\text{s}$ ; rep. rating, pulse width limited by $T_{VJM}$	375	A
$I_{FSM}$	$T_{VJ} = 45^\circ\text{C}$ ; $t = 10\text{ ms}$ (50 Hz), sine	300	A
	$t = 8.3\text{ ms}$ (60 Hz), sine	320	A
	$T_{VJ} = 150^\circ\text{C}$ ; $t = 10\text{ ms}$ (50 Hz), sine	260	A
	$t = 8.3\text{ ms}$ (60 Hz), sine	280	A
$I^2t$	$T_{VJ} = 45^\circ\text{C}$ ; $t = 10\text{ ms}$ (50 Hz), sine	450	$\text{A}^2\text{s}$
	$t = 8.3\text{ ms}$ (60 Hz), sine	420	$\text{A}^2\text{s}$
	$T_{VJ} = 150^\circ\text{C}$ ; $t = 10\text{ ms}$ (50 Hz), sine	340	$\text{A}^2\text{s}$
	$t = 8.3\text{ ms}$ (60 Hz), sine	320	$\text{A}^2\text{s}$
$T_{VJ}$		-40...+150	$^\circ\text{C}$
$T_{VJM}$		150	$^\circ\text{C}$
$T_{stg}$		-40...+150	$^\circ\text{C}$
$P_{tot}$	$T_C = 25^\circ\text{C}$	125	W
Weight		2	g

### Features

- International standard surface mount package JEDEC TO-263 AA
- Planar passivated chips
- Very short recovery time
- Extremely low switching losses
- Low  $I_{RM}$ -values
- Soft recovery behaviour
- Epoxy meets UL 94V-0

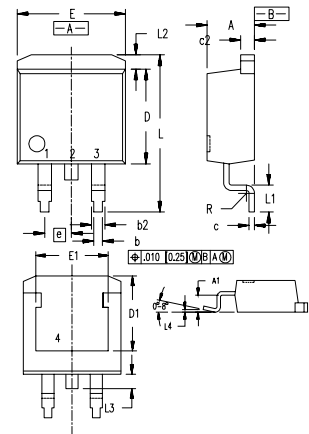
Symbol	Test Conditions	Characteristic Values	
		typ.	max.
$I_R$	$T_{VJ} = 25^\circ\text{C}$ ; $V_R = V_{RRM}$		100 $\mu\text{A}$
	$T_{VJ} = 25^\circ\text{C}$ ; $V_R = 0.8 \cdot V_{RRM}$		50 $\mu\text{A}$
	$T_{VJ} = 125^\circ\text{C}$ ; $V_R = 0.8 \cdot V_{RRM}$		7 mA
$V_F$	$I_F = 37\text{ A}$ ; $T_{VJ} = 150^\circ\text{C}$		1.4 V
	$T_{VJ} = 25^\circ\text{C}$		1.6 V
$V_{T0}$	For power-loss calculations only		1.01 V
$r_T$	$T_{VJ} = T_{VJM}$		7.1 $\text{m}\Omega$
$R_{thJC}$			1.0 K/W
$t_{rr}$	$I_F = 1\text{ A}$ ; $-di/dt = 100\text{ A}/\mu\text{s}$ ; $V_R = 30\text{ V}$ ; $T_{VJ} = 25^\circ\text{C}$	35	50 ns
$I_{RM}$	$V_R = 350\text{ V}$ ; $I_F = 30\text{ A}$ ; $-di_F/dt = 240\text{ A}/\mu\text{s}$ $L \leq 0.05\ \mu\text{H}$ ; $T_{VJ} = 100^\circ\text{C}$	10	11 A

Characteristic curves are located in the data sheet DSEI 30-06A.

①  $I_{FAVM}$  rating includes reverse blocking losses at  $T_{VJM}$ ,  $V_R = 0.8 V_{RRM}$ , duty cycle  $d = 0.5$   
Data according to IEC 60747

IXYS reserves the right to change limits, test conditions and dimensions

### TO-263 AA Outline



Dim.	Millimeter		Inches	
	Min.	Max.	Min.	Max.
A	4.06	4.83	.160	.190
A1	2.03	2.79	.080	.110
b	0.51	0.99	.020	.039
b2	1.14	1.40	.045	.055
c	0.46	0.74	.018	.029
c2	1.14	1.40	.045	.055
D	8.64	9.65	.340	.380
D1	7.11	8.13	.280	.320
E	9.65	10.29	.380	.405
E1	6.86	8.13	.270	.320
e	2.54	BSC	.100	BSC
L	14.61	15.88	.575	.625
L1	2.29	2.79	.090	.110
L2	1.02	1.40	.040	.055
L3	1.27	1.78	.050	.070
L4	0	0.38	0	.015
R	0.46	0.74	.018	.029