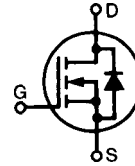


# High Voltage MOSFET

**IXTA 1N80**  
**IXTP 1N80**

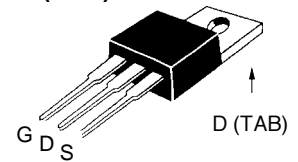
$V_{DSS} = 800 \text{ V}$   
 $I_{D25} = 750 \text{ mA}$   
 $R_{DS(on)} = 11 \ \Omega$

N-Channel Enhancement Mode  
Avalanche Energy Rated

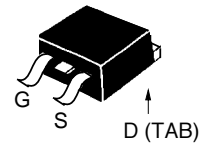


Symbol	Test Conditions	Maximum Ratings	
$V_{DSS}$	$T_J = 25^\circ\text{C}$ to $150^\circ\text{C}$	800	V
$V_{DGR}$	$T_J = 25^\circ\text{C}$ to $150^\circ\text{C}$ ; $R_{GS} = 1 \text{ M}\Omega$	800	V
$V_{GS}$	Continuous	$\pm 20$	V
$V_{GSM}$	Transient	$\pm 30$	V
$I_{D25}$	$T_C = 25^\circ\text{C}$	750	mA
$I_{DM}$	$T_C = 25^\circ\text{C}$ , pulse width limited by $T_{JM}$	3	A
$I_{AR}$		1.0	A
$E_{AR}$	$T_C = 25^\circ\text{C}$	5	mJ
$E_{AS}$	$T_C = 25^\circ\text{C}$	100	mJ
$dv/dt$	$I_S \leq I_{DM}$ , $di/dt \leq 100 \text{ A}/\mu\text{s}$ , $V_{DD} \leq V_{DSS}$ , $T_J \leq 150^\circ\text{C}$ , $R_G = 47 \ \Omega$	3	V/ns
$P_D$	$T_C = 25^\circ\text{C}$	40	W
$T_J$		-55 ... +150	$^\circ\text{C}$
$T_{JM}$		150	$^\circ\text{C}$
$T_{stg}$		-55 ... +150	$^\circ\text{C}$
$M_d$	Mounting torque	1.13/10	Nm/lb.in.
<b>Weight</b>		4	g
Maximum lead temperature for soldering 1.6 mm (0.062 in.) from case for 10 s		300	$^\circ\text{C}$

## TO-220AB (IXTP)



## TO-263 AA (IXTA)



G = Gate,      D = Drain,  
S = Source,    TAB = Drain

## Features

- International standard packages
- High voltage, Low  $R_{DS(on)}$  HDMOS™ process
- Rugged polysilicon gate cell structure
- Fast switching times

## Applications

- Switch-mode and resonant-mode power supplies
- Flyback inverters
- DC choppers
- High frequency matching

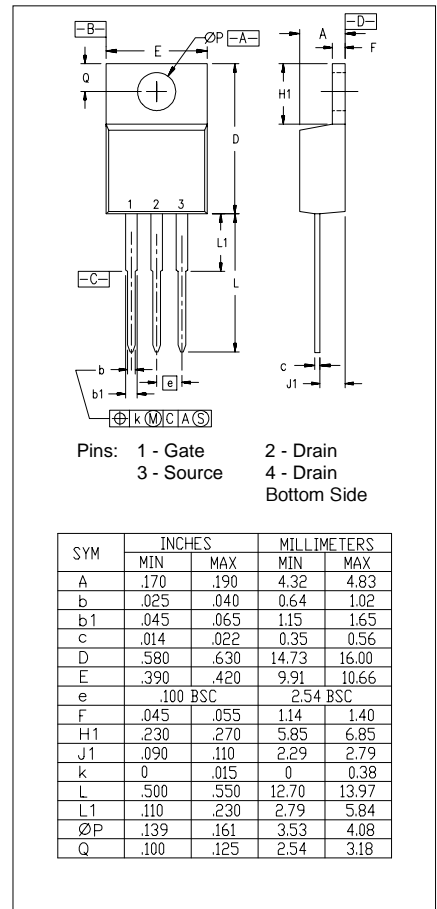
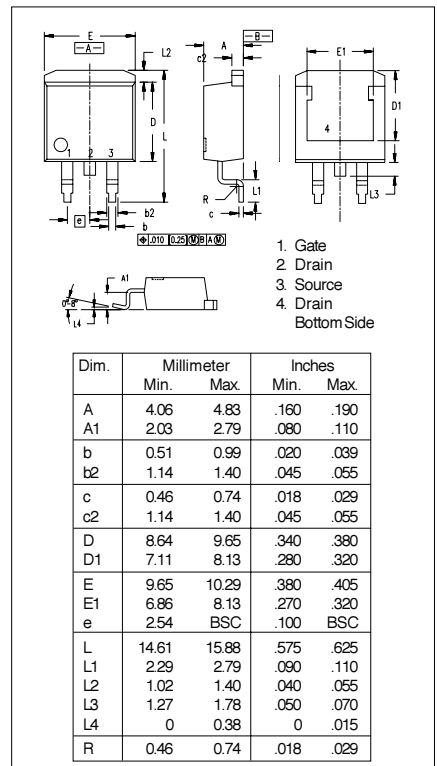
## Advantages

- Space savings
- High power density

Symbol	Test Conditions	Characteristic Values ( $T_J = 25^\circ\text{C}$ , unless otherwise specified)		
		min.	typ.	max.
$V_{DSS}$	$V_{GS} = 0 \text{ V}$ , $I_D = 250 \ \mu\text{A}$	800		V
$V_{GS(th)}$	$V_{DS} = V_{GS}$ , $I_D = 25 \ \mu\text{A}$	2.5		4.5 V
$I_{GSS}$	$V_{GS} = \pm 20 \text{ V}_{DC}$ , $V_{DS} = 0$			$\pm 100 \text{ nA}$
$I_{DSS}$	$V_{DS} = V_{DSS}$ $V_{GS} = 0 \text{ V}$	$T_J = 25^\circ\text{C}$		25 $\mu\text{A}$
		$T_J = 125^\circ\text{C}$		500 $\mu\text{A}$
$R_{DS(on)}$	$V_{GS} = 10 \text{ V}$ , $I_D = 500 \text{ mA}$ Pulse test, $t \leq 300 \ \mu\text{s}$ , duty cycle $d \leq 2 \%$	9.5	11	$\Omega$

Symbol	Test Conditions	Characteristic Values ( $T_J = 25^\circ\text{C}$ , unless otherwise specified)		
		min.	typ.	max.
$g_{fs}$	$V_{DS} = 20\text{ V}; I_D = 500\text{ mA}$ , pulse test	0.7	0.8	S
$C_{iss}$	$V_{GS} = 0\text{ V}, V_{DS} = 25\text{ V}, f = 1\text{ MHz}$		220	pF
$C_{oss}$			23	pF
$C_{rss}$			4	pF
$t_{d(on)}$	$V_{GS} = 10\text{ V}, V_{DS} = 0.5 \cdot V_{DSS}, I_D = 1\text{ A}$ $R_G = 47\Omega$ , (External)		11	ns
$t_r$			19	ns
$t_{d(off)}$			40	ns
$t_f$			28	ns
$Q_{g(on)}$	$V_{GS} = 10\text{ V}, V_{DS} = 0.5 \cdot V_{DSS}, I_D = 1\text{ A}$		8.5	nC
$Q_{gs}$			2.5	nC
$Q_{gd}$			4.5	nC
$R_{thJC}$				3.1 K/W
$R_{thCK}$	(IXTP)		0.50	K/W

Symbol	Test Conditions	Characteristic Values ( $T_J = 25^\circ\text{C}$ , unless otherwise specified)		
		min.	typ.	max.
$I_S$	$V_{GS} = 0\text{ V}$			750 A
$I_{SM}$	Repetitive; pulse width limited by $T_{JM}$			3 A
$V_{SD}$	$I_F = I_S, V_{GS} = 0\text{ V}$ , Pulse test, $t \leq 300\ \mu\text{s}$ , duty cycle $d \leq 2\%$		1.8	2 V
$t_{rr}$	$I_F = I_S, -di/dt = 100\text{ A}/\mu\text{s}, V_R = 100\text{ V}$		710	ns

**TO-220 AD Dimensions**

**TO-263 AA Outline**


IXYS reserves the right to change limits, test conditions, and dimensions.

 IXYS MOSFETS and IGBTs are covered by one or more of the following U.S. patents: 4,835,592 4,881,106 5,017,508 5,049,961 5,187,117 5,486,715  
 4,850,072 4,931,844 5,034,796 5,063,307 5,237,481 5,381,025