

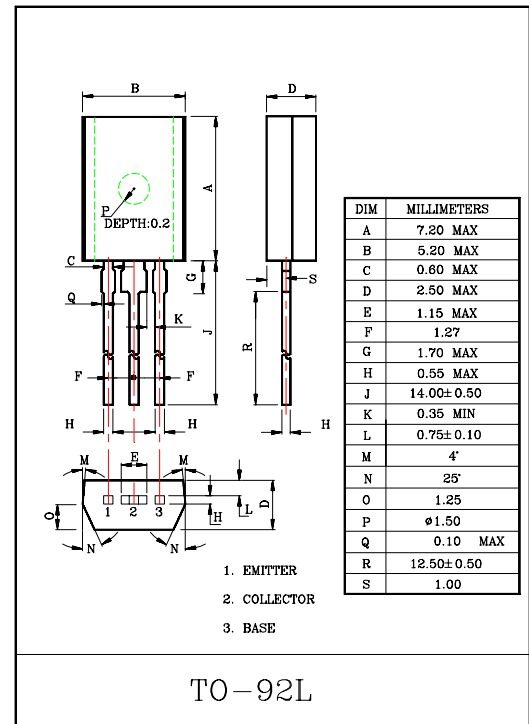
HIGH-DEFINITION CRT DISPLAY
VIDEO OUTPUT APPLICATION.

FEATURES

- High Voltage : $V_{CEO} = -200V$.
- High Transition Frequency : $f_T = 150MHz(Typ.)$.
- Low Collector Output Capacitance : $C_{ob} = 2.6pF(Typ.)$.
- Complementary to KTC3467.

MAXIMUM RATINGS ($T_a = 25^\circ C$)

CHARACTERISTIC		SYMBOL	RATING	UNIT
Collector-Base Voltage		V_{CBO}	-200	V
Collector-Emitter Voltage		V_{CEO}	-200	V
Emitter-Base Voltage		V_{EBO}	-5	V
Collector Current	DC	I_C	-100	mA
	Pulse	I_{cp}	-200	
Collector Power Dissipation		P_C	1	W
Junction Temperature		T_j	150	$^\circ C$
Storage Temperature Range		T_{stg}	-55~150	$^\circ C$

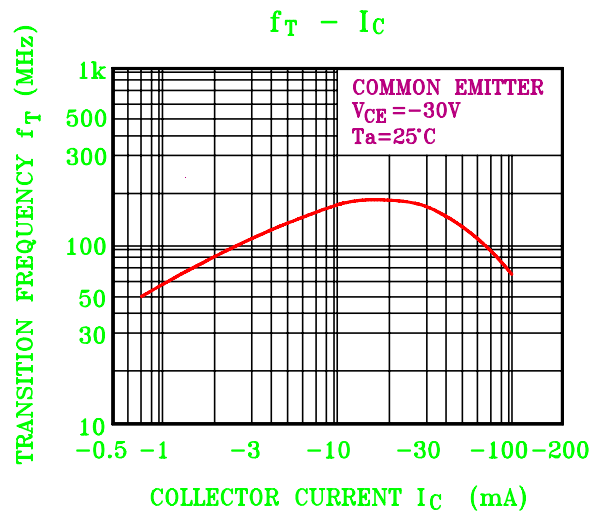
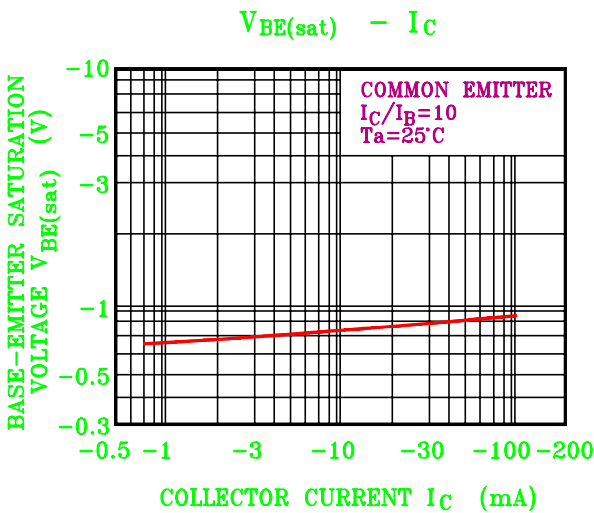
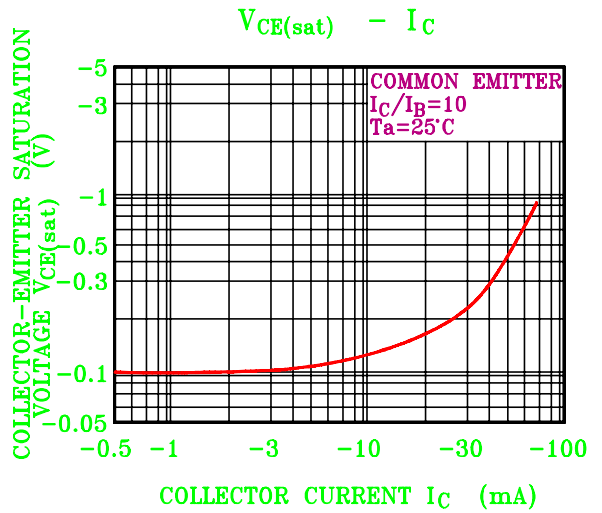
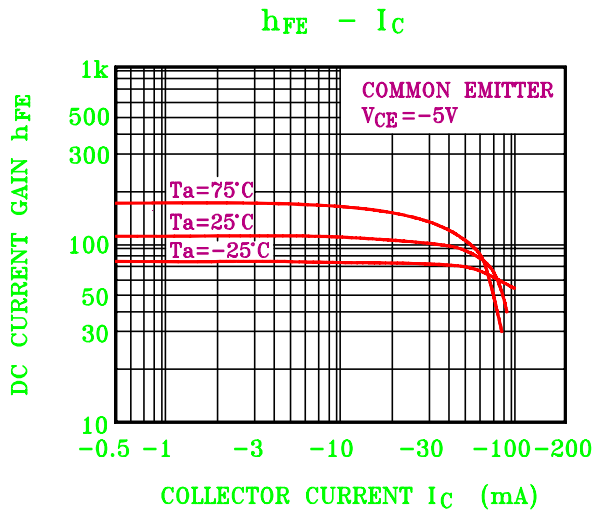
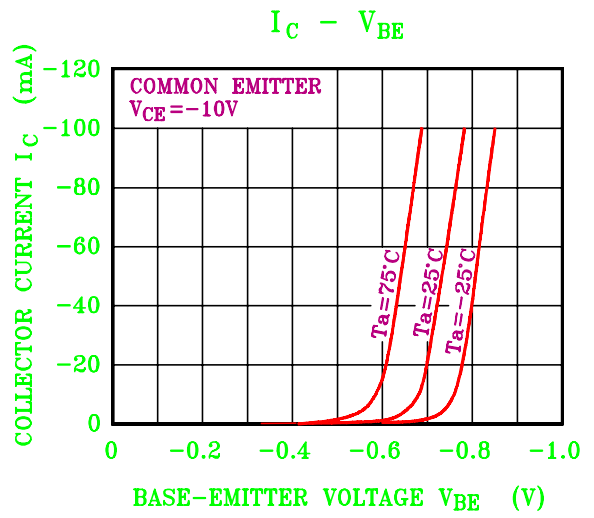
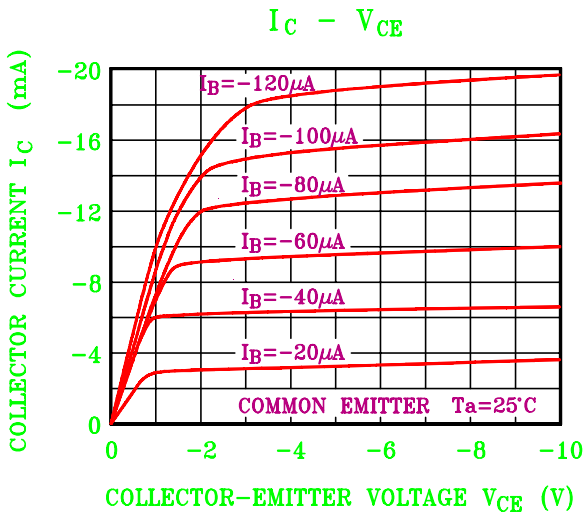


ELECTRICAL CHARACTERISTICS ($T_a = 25^\circ C$)

CHARACTERISTIC	SYMBOL	TEST CONDITION	MIN.	TYP.	MAX.	UNIT
Collector Cut-off Current	I_{CBO}	$V_{CB} = -150V, I_E = 0$	-	-	-0.1	μA
Emitter Cut-off Current	I_{EBO}	$V_{EB} = -4V, I_C = 0$	-	-	-0.1	μA
Collector-Emitter Breakdown Voltage	$V_{(BR)CEO}$	$I_C = -1mA, I_B = 0$	-200	-	-	V
DC Current Gain	h_{FE}	$V_{CE} = -5V, I_C = -10mA$	70	-	240	-
Collector-Emitter Saturation Voltage	$V_{CE(sat)}$	$I_C = -20mA, I_B = -2mA$	-	-	-0.6	V
Base-Emitter Saturation Voltage	$V_{BE(sat)}$	$I_C = -20mA, I_B = -2mA$	-	-	-1.0	V
Transition Frequency	f_T	$V_{CE} = -30V, I_C = -10mA$	-	150	-	MHz
Collector Output Capacitance	C_{ob}	$V_{CB} = -30V, f = 1MHz$	-	2.6	-	pF
Reverse Transfer Capacitance	C_{re}	$V_{CB} = -30V, f = 1MHz$	-	1.7	-	pF

Note : h_{FE} Classification 0:70~140 , Y:120~240

KTA1070



KTA1070

