

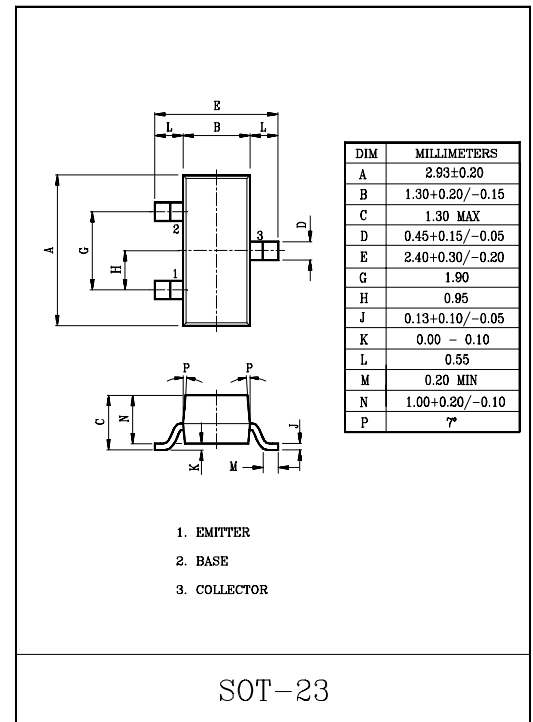
GENERAL PURPOSE APPLICATION.  
SWITCHING APPLICATION.

### FEATURES

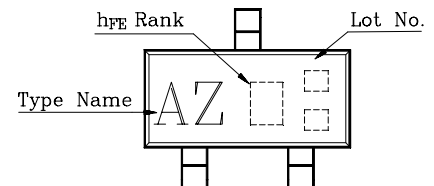
- Excellent  $h_{FE}$  Linearity  
:  $h_{FE(2)}=25(\text{Min.})$  at  $V_{CE}=-6V$ ,  $I_C=-400\text{mA}$ .
- Complementary to KTC3876.

### MAXIMUM RATINGS ( $T_a=25^\circ\text{C}$ )

CHARACTERISTIC	SYMBOL	RATING	UNIT
Collector-Base Voltage	$V_{CBO}$	-35	V
Collector-Emitter Voltage	$V_{CEO}$	-30	V
Emitter-Base Voltage	$V_{EBO}$	-5	V
Collector Current	$I_C$	-500	mA
Base Current	$I_B$	-50	mA
Collector Power Dissipation	$P_C$	150	mW
Junction Temperature	$T_j$	150	$^\circ\text{C}$
Storage Temperature Range	$T_{stg}$	-55~150	$^\circ\text{C}$



### Marking



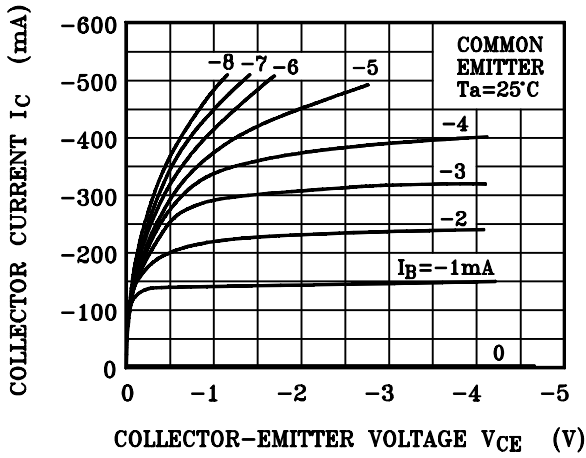
### ELECTRICAL CHARACTERISTICS ( $T_a=25^\circ\text{C}$ )

CHARACTERISTIC	SYMBOL	TEST CONDITION	MIN.	TYP.	MAX.	UNIT
Collector Cut-off Current	$I_{CBO}$	$V_{CB}=-35V$ , $I_E=0$	-	-	-0.1	$\mu\text{A}$
Emitter Cut-off Current	$I_{EBO}$	$V_{EB}=-5V$ , $I_C=0$	-	-	-0.1	$\mu\text{A}$
DC Current Gain (Note)	$h_{FE(1)}$	$V_{CE}=-1V$ , $I_C=-100\text{mA}$	70	-	400	
	$h_{FE(2)}$	$V_{CE}=-6V$ , $I_C=-400\text{mA}$	25	-	-	
Collector-Emitter Saturation Voltage	$V_{CE(sat)}$	$I_C=-100\text{mA}$ , $I_B=-10\text{mA}$	-	-0.1	-0.25	V
Base-Emitter Voltage	$V_{BE}$	$V_{CE}=-1V$ , $I_C=-100\text{mA}$	-	-0.8	-1.0	V
Transition Frequency	$f_T$	$V_{CE}=-6V$ , $I_C=-20\text{mA}$	-	200	-	MHz
Collector Output Capacitance	$C_{ob}$	$V_{CB}=-6V$ , $I_E=0$ , $f=1\text{MHz}$	-	13	-	pF

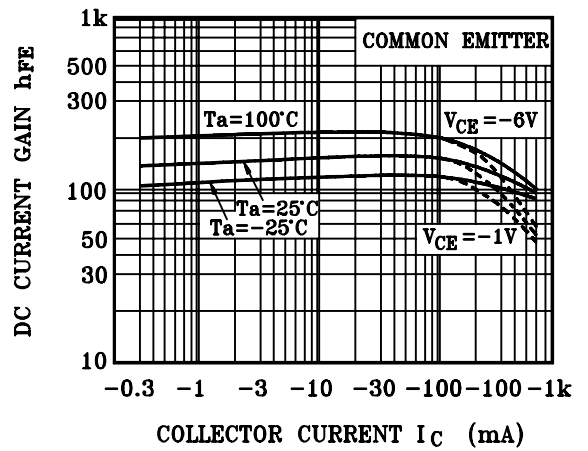
(Note) :  $h_{FE(1)}$  Classification O:70~140 Y:120~240 GR:200~400  
 $h_{FE(2)}$  Classification O:25Min. Y:40Min.

# KTA1505

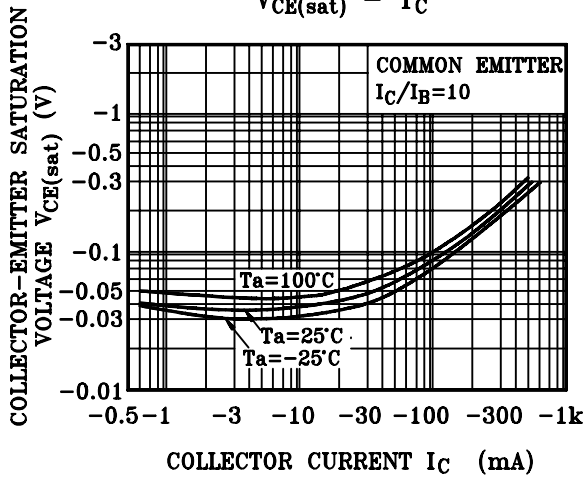
$I_C - V_{CE}$  (LOW VOLTAGE REGION)



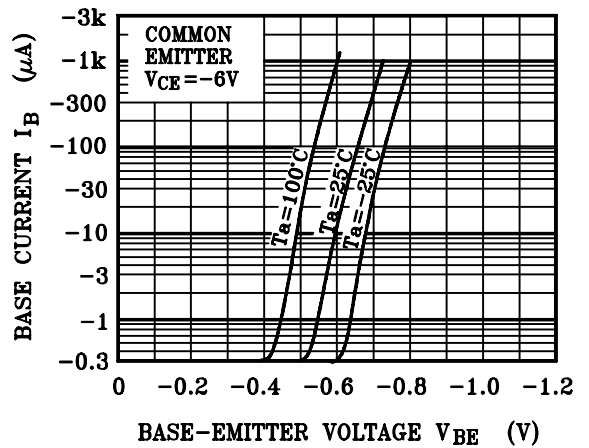
$h_{FE} - I_C$



$V_{CE(sat)} - I_C$



$I_B - V_{BE}$



$P_C - T_a$

