

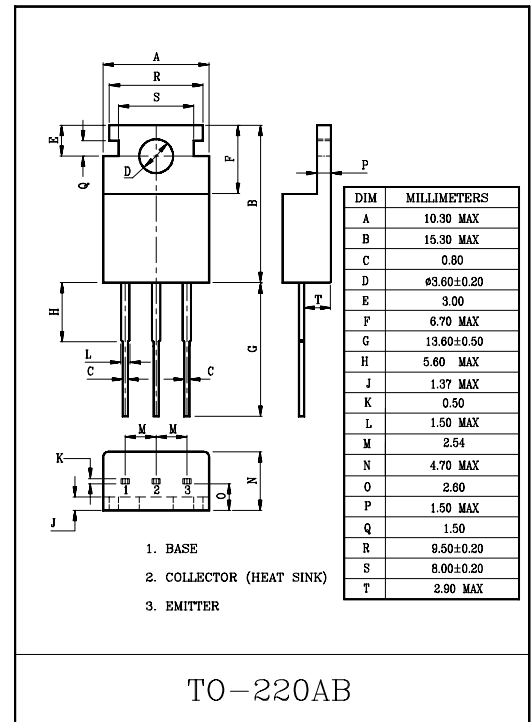
HIGH VOLTAGE APPLICATION  
TV, MONITOR VERTICAL OUTPUT APPLICATION  
DRIVER STAGE APPLICATION  
COROR TV CLASS B SOUND OUTPUT APPLICATION

#### FEATURES

- High Breakdown Voltage :  $V_{CE0} = -180V$  (Min.)
- High Transition Frequency :  $f_T = 50MHz$  (Typ.)
- High Current :  $I_{C(max)} = -2A$
- Complementary to KTD2161

#### MAXIMUM RATINGS ( $T_a = 25^\circ C$ )

CHARACTERISTIC	SYMBOL	RATING	UNIT
Collector-Base Voltage	$V_{CBO}$	-200	V
Collector-Emitter Voltage	$V_{CEO}$	-180	V
Emitter-Base Voltage	$V_{EBO}$	-5	V
Collector Current	$I_C$	-2	A
Base Current	$I_B$	-0.2	A
Collector Power Dissipation ( $T_c = 25^\circ C$ )	$P_C$	25	W
Junction Temperature	$T_j$	150	$^\circ C$
Storage Temperature Range	$T_{stg}$	-55 ~ 150	$^\circ C$

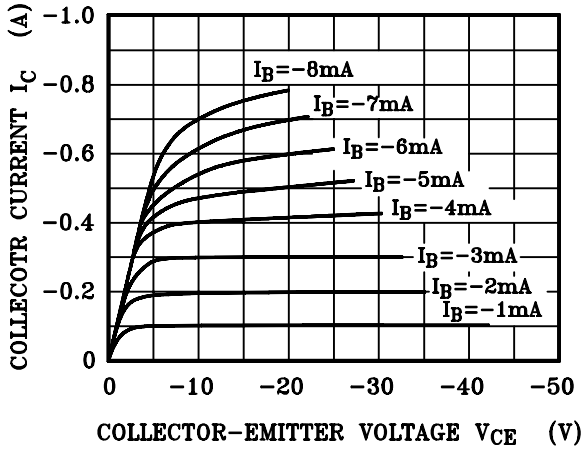


#### ELECTRICAL CHARACTERISTICS ( $T_a = 25^\circ C$ )

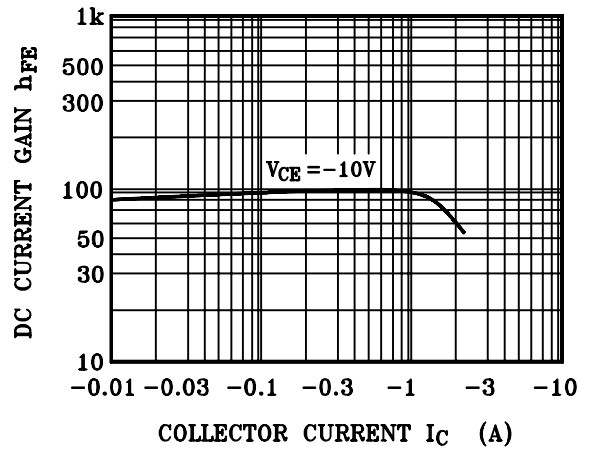
CHARACTERISTIC	SYMBOL	TEST CONDITION	MIN.	TYP.	MAX.	UNIT
Collector Cut-off Current	$I_{CBO}$	$V_{CB} = -200V, I_B = 0$	-	-	-1.0	$\mu A$
Emitter Cut-off Current	$I_{EBO}$	$V_{EB} = -5V, I_C = 0$	-	-	-1.0	$\mu A$
Collector-Emitter Breakdown Voltage	$V_{CEO}$	$I_C = -10mA, I_B = 0$	-180	-	-	V
DC Current Gain	$h_{FE}$	$V_{CE} = -10V, I_C = -400mA$	70	-	240	
Collector-Emitter Saturation Voltage	$V_{CE(sat)}$	$I_C = -500mA, I_B = -50mA$	-	-	-1.0	V
Base-Emitter Voltage	$V_{BE}$	$V_{CE} = -5V, I_C = -500mA$	-	-	-1.0	V
Transition Frequency	$f_T$	$V_{CE} = -10V, I_C = -400mA$	-	100	-	MHz

Note :  $h_{FE}$  Classification O:70 ~ 140 , Y:120 ~ 240

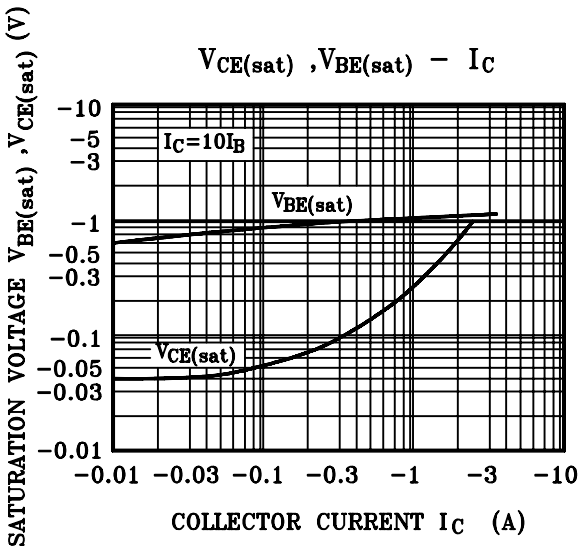
$I_C - V_{CE}$



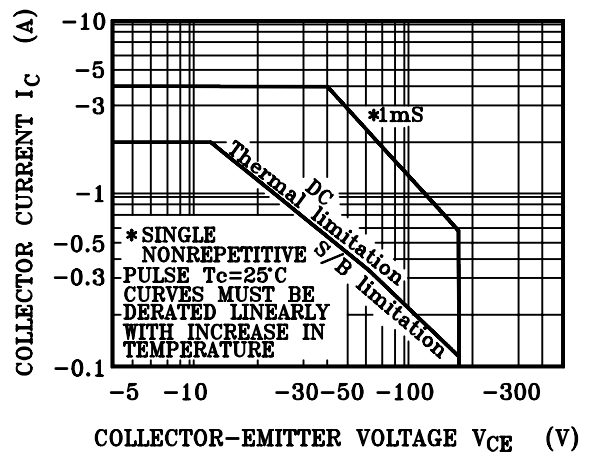
$h_{FE} - I_C$



$V_{CE(sat)}, V_{BE(sat)} - I_C$



SAFE OPERATING AREA



$P_C - T_a$

