

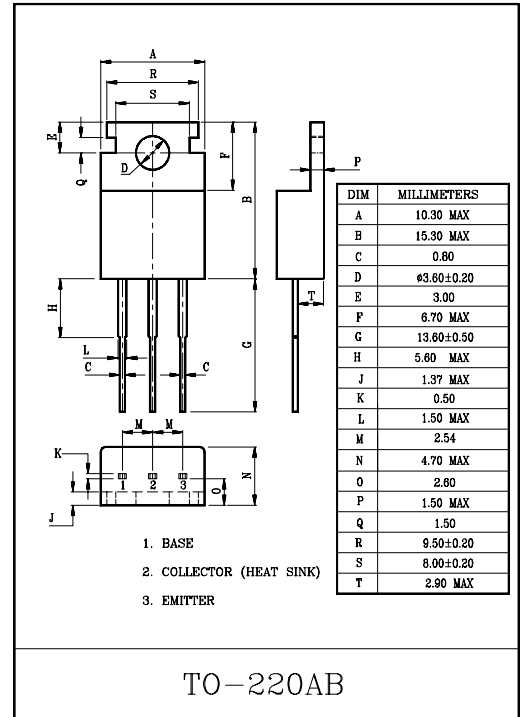
COLOR TV CHROMA OUTPUT APPLICATION.

FEATURES

- High Voltage : $V_{CE0}=300V$.
- Small Collector Output Capacitance : $C_{ob}=5.0pF(Typ.)$.
- High Transition Frequency : $f_T=100MHz(Typ.)$.

MAXIMUM RATINGS ($T_a=25^{\circ}C$)

CHARACTERISTIC	SYMBOL	RATING	UNIT	
Collector-Base Voltage	V_{CBO}	300	V	
Collector-Emitter Voltage	V_{CEO}	300	V	
Emitter-Base Voltage	V_{EBO}	5	V	
Collector Current	I_C	150	mA	
Emitter Current	I_E	-150	mA	
Collector Power Dissipation	P_C	$T_a=25^{\circ}C$	2	W
		$T_c=25^{\circ}C$	12.5	
Junction Temperature	T_j	150	$^{\circ}C$	
Storage Temperature Range	T_{stg}	-55~150	$^{\circ}C$	

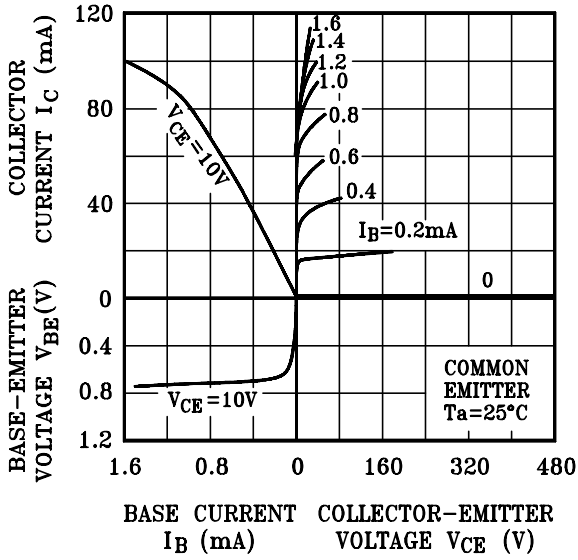


ELECTRICAL CHARACTERISTICS ($T_a=25^{\circ}C$)

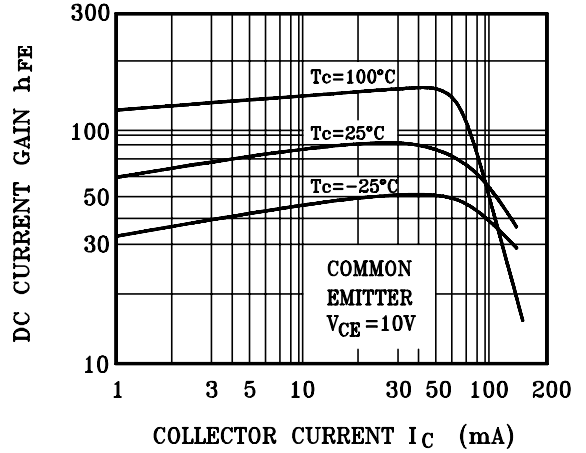
CHARACTERISTIC	SYMBOL	TEST CONDITION	MIN.	TYP.	MAX.	UNIT
Collector Cut-off Current	I_{CBO}	$V_{CB}=100V, I_E=0$	-	-	0.1	μA
Emitter Cut-off Current	I_{EBO}	$V_{EB}=5V, I_C=0$	-	-	1.0	μA
Collector-Emitter Breakdown Voltage	$V_{(BR)CEO}$	$I_C=5mA, I_B=0$	300	-	-	V
DC Current Gain	h_{FE}	$V_{CE}=10V, I_C=50mA$	40	-	170	
Collector-Emitter Saturation Voltage	$V_{CE(sat)}$	$I_C=100mA, I_B=20mA$	-	-	1.0	V
Base-Emitter Saturation Voltage	$V_{BE(sat)}$	$I_C=100mA, I_B=20mA$	-	-	1.2	V
Transition Frequency	f_T	$V_{CE}=10V, I_C=30mA$	40	100	-	MHz
Collector Output Capacitance	C_{ob}	$V_{CB}=50V, I_E=0, f=1MHz$	-	5.0	6.5	pF

KTC3208

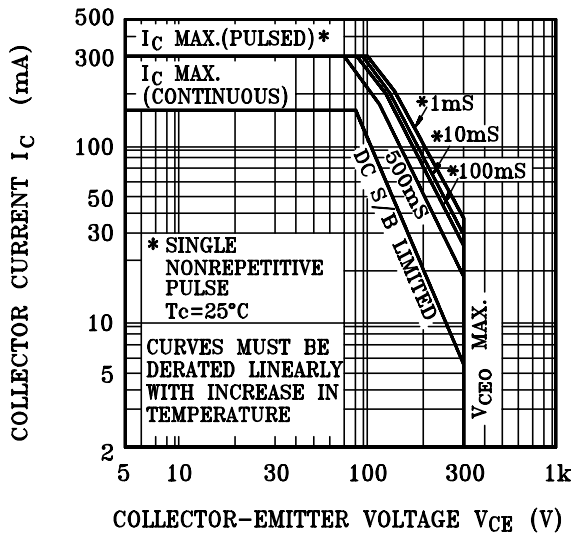
STATIC CHARACTERISTICS



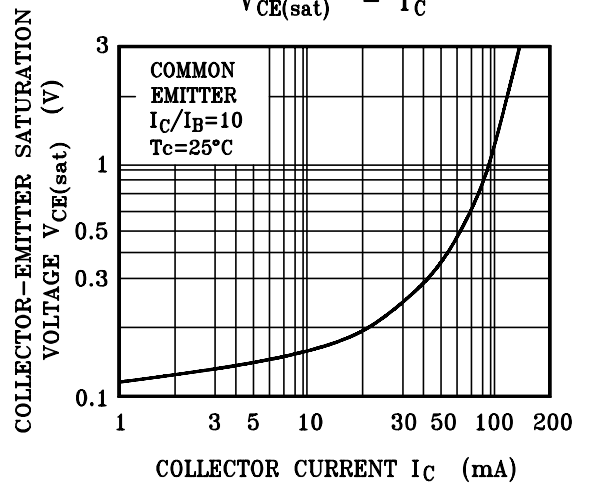
$h_{FE} - I_C$



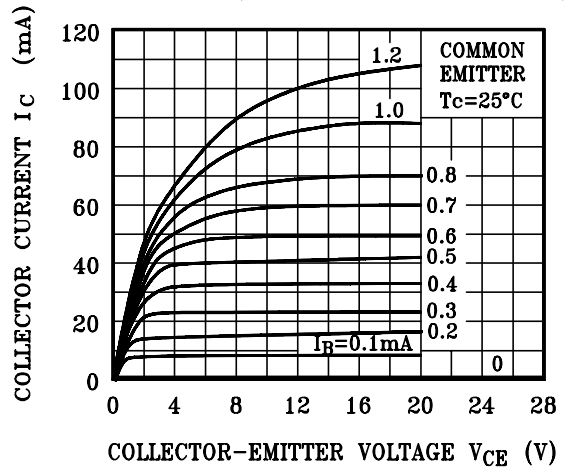
SAFE OPERATING AREA



$V_{CE(sat)} - I_C$



$I_C - V_{CE}$ (LOW VOLTAGE REGION)



KTC3208

