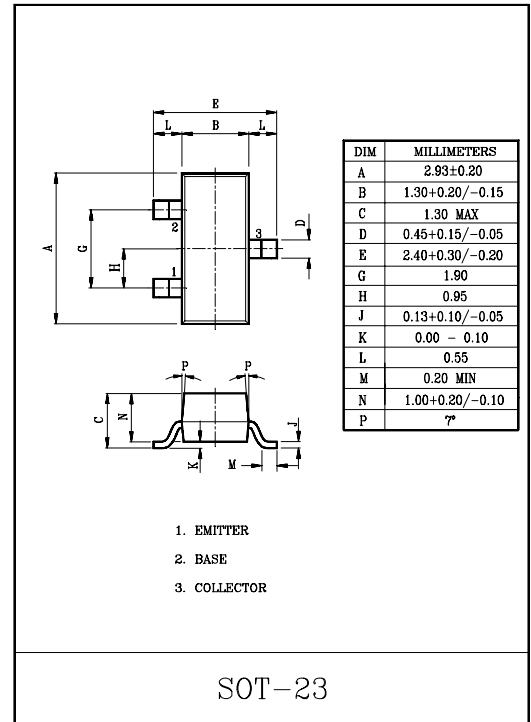


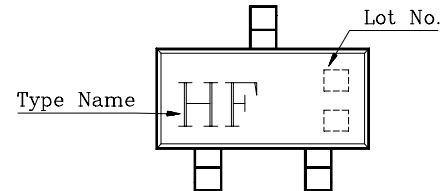
HIGH FREQUENCY APPLICATION.
TV TUNER, VHF OSCILLATOR APPLICATION.

MAXIMUM RATINGS (Ta=25°C)

CHARACTERISTIC	SYMBOL	RATING	UNIT
Collector-Base Voltage	V_{CBO}	30	V
Collector-Emitter Voltage	V_{CEO}	15	V
Emitter-Base Voltage	V_{EBO}	3	V
Collector Current	I_C	50	mA
Base Current	I_B	25	mA
Collector Power Dissipation	P_C	150	mW
Junction Temperature	T_j	150	°C
Storage Temperature Range	T_{stg}	-55 ~ 150	°C



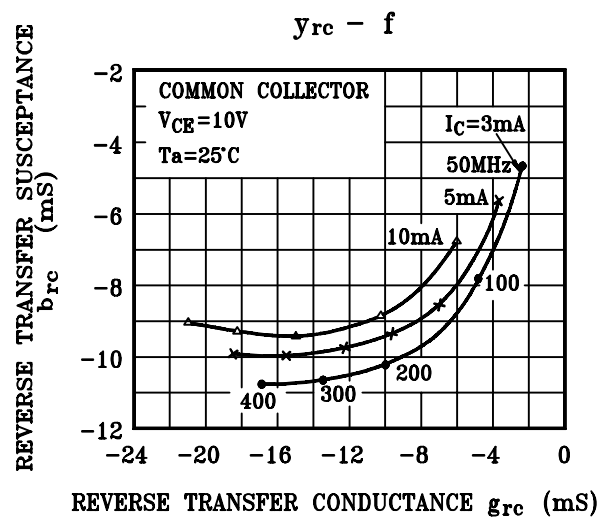
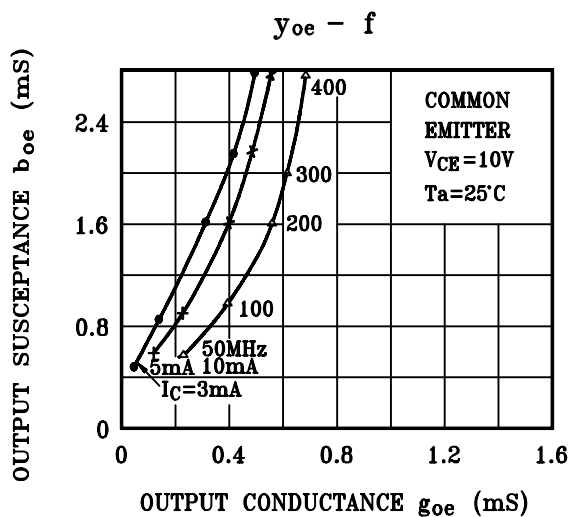
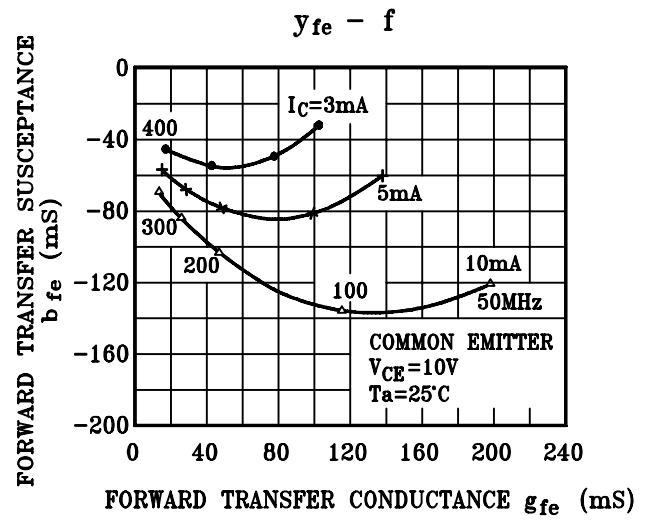
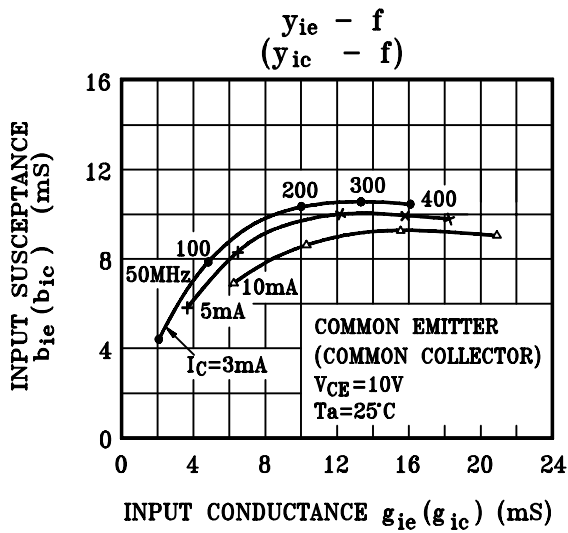
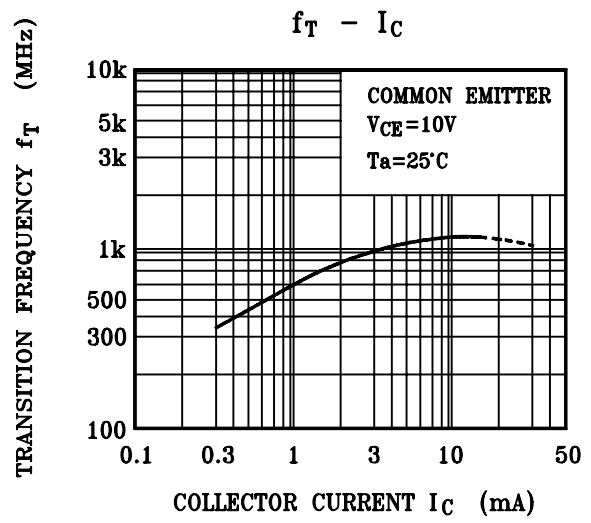
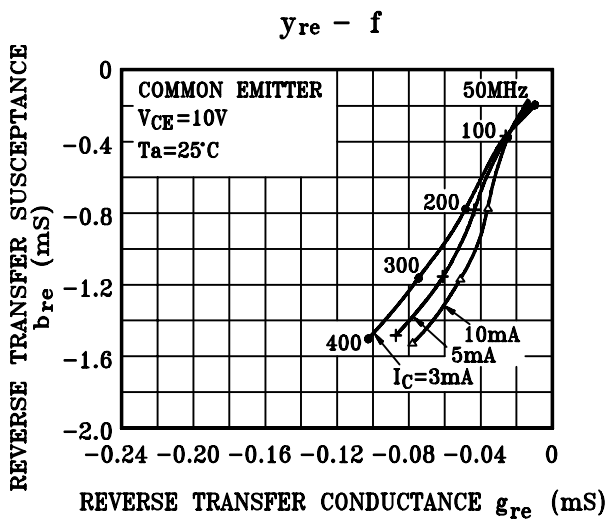
Marking



ELECTRICAL CHARACTERISTICS (Ta=25°C)

CHARACTERISTIC	SYMBOL	TEST CONDITION	MIN.	TYP.	MAX.	UNIT
Collector Cut-off Current	I_{CBO}	$V_{CB}=15V, I_E=0$	-	-	0.1	μA
Emitter Cut-off Current	I_{EBO}	$V_{EB}=3V, I_C=0$	-	-	1.0	nA
Collector-Emitter Breakdown Voltage	$V_{(BR)CEO}$	$I_C=1mA, I_B=0$	15	-	-	V
DC Current Gain	h_{FE}	$V_{CE}=3V, I_C=8mA$	40	100	200	
Transition Frequency	f_T	$V_{CE}=10V, I_C=8mA$	650	1100	-	MHz
Collector Output Capacitance	C_{ob}	$V_{CB}=10V, I_E=0, f=1MHz$	-	0.9	1.3	pF
Collector-Base Time Constant	$C_c \cdot \tau_{bb}'$	$V_{CB}=10V, I_C=8mA, f=30MHz$	-	7.0	12	pS

KTC3882



KTC3882

