

LOW VOLTAGE HIGH SPEED SWITCHING.

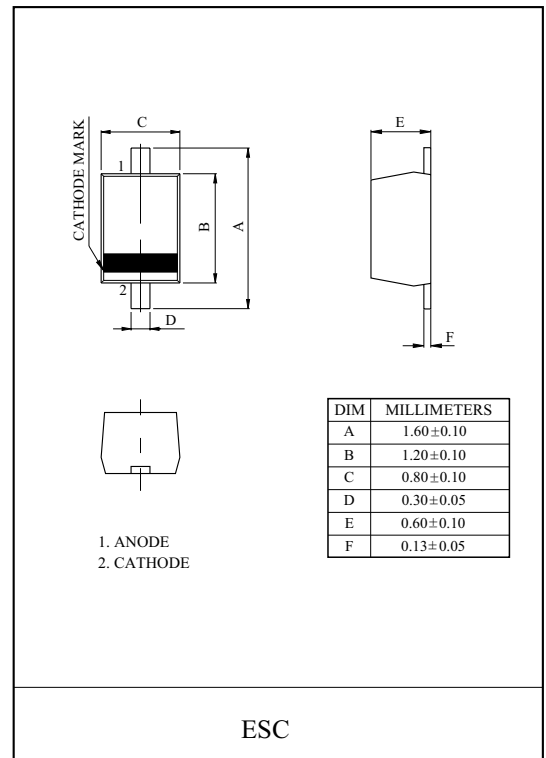
FEATURES

- Low Forward Voltage : $V_{F(2)}=0.23V$ (Typ.)
- Small Package : ESC.

MAXIMUM RATING (Ta=25 °C)

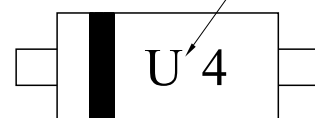
CHARACTERISTIC	SYMBOL	RATING	UNIT
Maximum (Peak) Reverse Voltage	V_{RM}	20	V
Reverse Voltage	V_R	20	V
Maximum (Peak) Forward Current	I_{FM}	200	mA
Average Forward Current	I_O	100	mA
Surge Current (10ms)	I_{FSM}	1	A
Power Dissipation	P_D	150*	mW
Junction Temperature	T_j	125	°C
Storage Temperature Range	T_{stg}	-55 ~ 125	°C

* : Mounted on a glass epoxy circuit board of 20 × 20mm,
pad dimension of 4 × 4mm.



Marking

Type Name

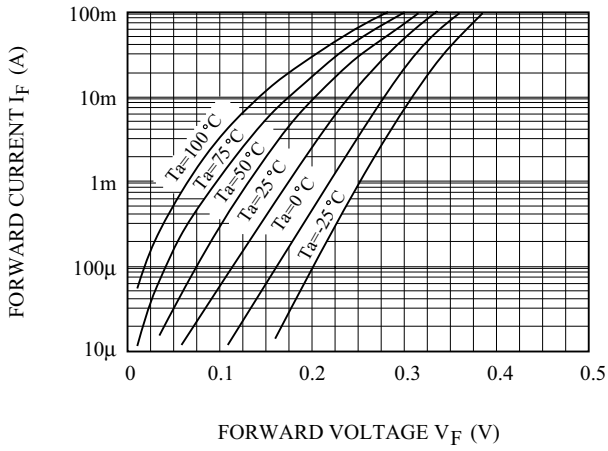


ELECTRICAL CHARACTERISTICS (Ta=25 °C)

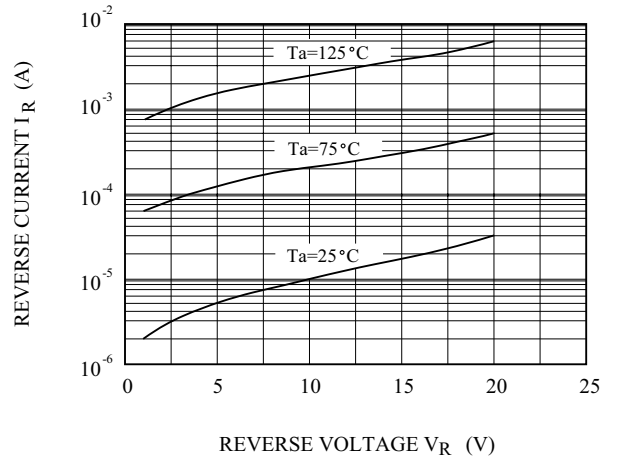
CHARACTERISTIC	SYMBOL	TEST CONDITION	MIN.	TYP.	MAX.	UNIT
Forward Voltage	$V_{F(1)}$	$I_F=1mA$	-	0.18	-	V
	$V_{F(2)}$	$I_F=5mA$	-	0.23	0.30	
	$V_{F(3)}$	$I_F=100mA$	-	0.35	0.50	
Reverse Current	I_R	$V_R=10V$	-	-	20	μA
Total Capacitance	C_T	$V_R=10V, f=1MHz$	-	20	40	pF

KDR368E

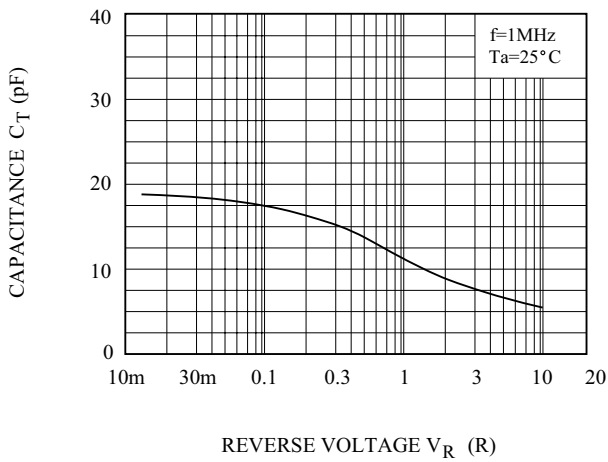
$I_F - V_F$



$I_R - V_R$



$C_T - V_R$



$P - T_a$

