

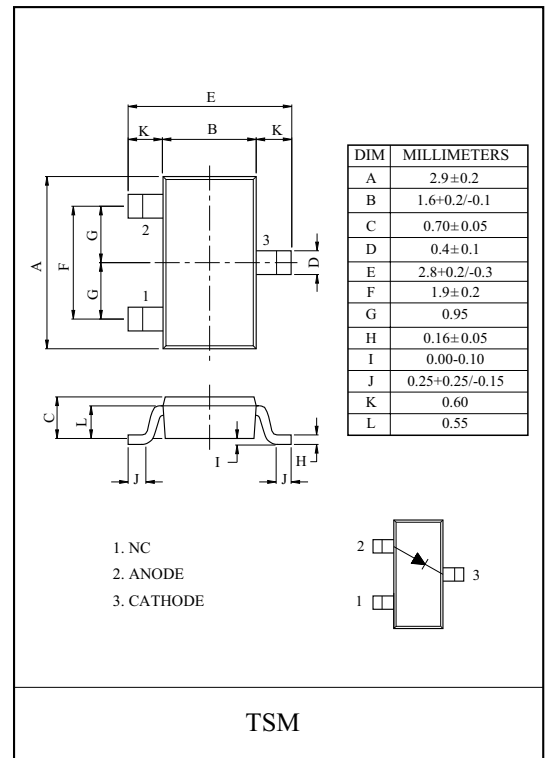
HIGH FREQUENCY RECTIFICATION.
SWITCHING REGULATORS, CONVERTERS, CHOPPERS.

FEATURES

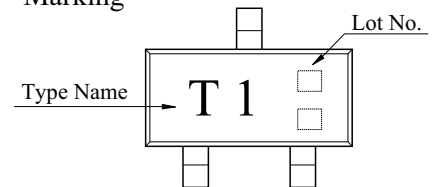
- Low Forward Voltage : $V_F \text{ max}=0.4\text{V}$.
- Low Leakage Current : $I_R \text{ max}=500\mu\text{A}$.

MAXIMUM RATING (Ta=25 °C)

CHARACTERISTIC	SYMBOL	RATING	UNIT
Repetitive Peak Reverse Voltage	V_{RRM}	15	V
Reverse Voltage	V_R	15	V
Average Forward Current	I_O	1	A
Non-Repetitive Peak Surge Current	I_{FSM}	10	A
Junction Temperature	T_j	125	°C
Storage Temperature Range	T_{stg}	-55 ~ 125	°C



Marking

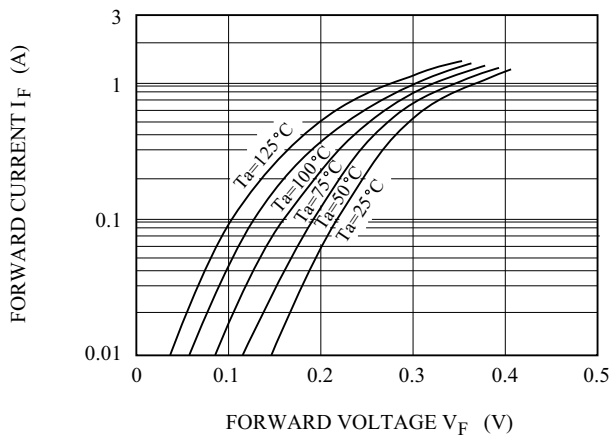


ELECTRICAL CHARACTERISTICS (Ta=25 °C)

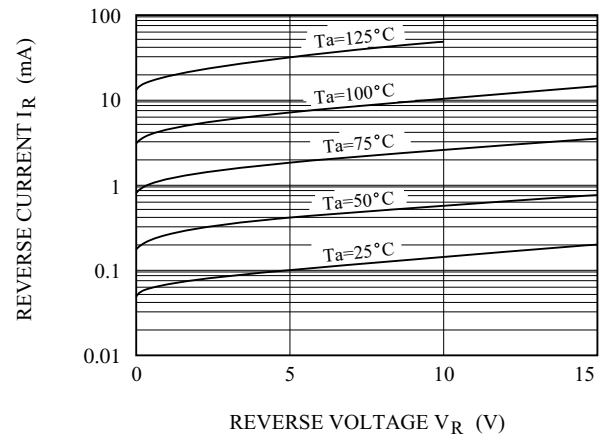
CHARACTERISTIC	SYMBOL	TEST CONDITION	MIN.	TYP.	MAX.	UNIT
Forward Voltage	V_F	$I_F=0.5\text{A}$	-	0.30	0.35	V
		$I_F=1\text{A}$	-	0.35	0.40	V
Reverse Current	I_R	$V_R=10\text{V}$	-	-	500	μA
		$V_R=15\text{V}$	-	-	1000	
Total Capacitance	C_T	$V_R=10\text{V}$, $f=1\text{MHz}$	-	42	-	pF
Reverse Recovery Time	t_{rr}	$I_F=I_R=100\text{mA}$	-	-	15	nS

KDR511T

$I_F - V_F$



$I_R - V_R$



$C - V_R$

