

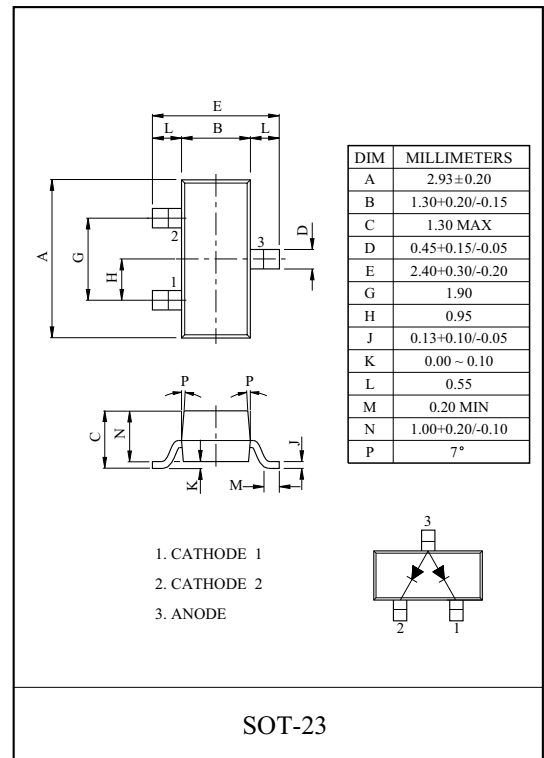
For high speed switching circuit.
For small current rectification.

FEATURES

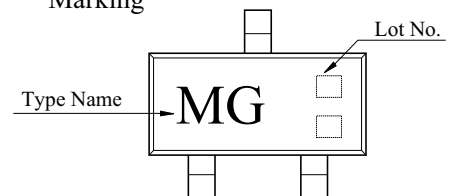
- Low Forward Voltage : $V_F=0.55V(\text{Max})$.
- $I_O=200\text{mA}$ recification possible.

MAXIMUM RATING (Ta=25 °C)

| CHARACTERISTIC | SYMBOL | RATING | UNIT |
|-----------------------------------|-----------|-----------|------|
| Repetitive Peak Reverse Voltage | V_{RRM} | 30 | V |
| Reverse Voltage | V_R | 30 | V |
| Average Forward Current | I_O | 0.2 | A |
| Non-repetitive peak surge current | I_{FSM} | 1 | A |
| Junction Temperature | T_j | 125 | °C |
| Storage Temperature | T_{stg} | -55 ~ 125 | °C |



Marking

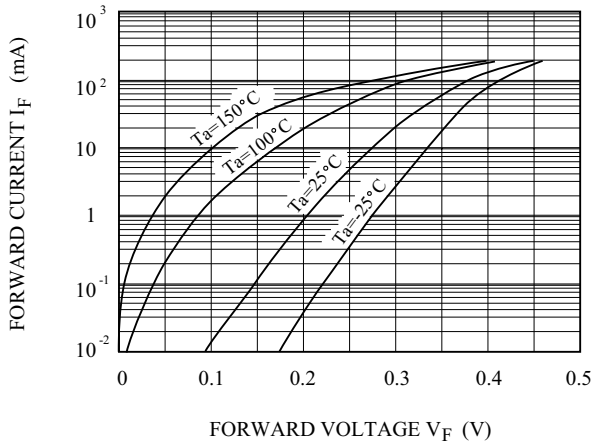


ELECTRICAL CHARACTERISTICS (Ta=25 °C)

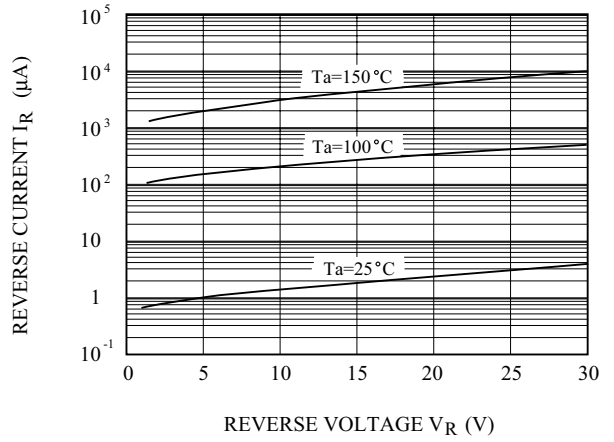
| CHARACTERISTIC | SYMBOL | TEST CONDITION | MIN. | TYP. | MAX. | UNIT |
|-----------------------|----------|-------------------------|------|------|------|------|
| Forward Voltage | V_F | $I_F=0.2A$ | - | - | 0.55 | V |
| Reverse Current | I_R | $V_R=30V$ | - | - | 50 | μA |
| Total Capacitance | C_T | $V_R=0V, f=1\text{MHz}$ | - | 30 | - | pF |
| Reverse Recovery Time | t_{tr} | $I_R=I_F=10\text{mA}$ | - | 3 | - | nS |

KDR720S

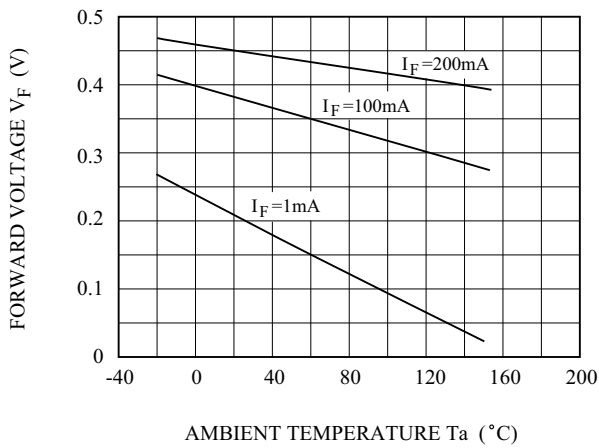
$I_F - V_F$



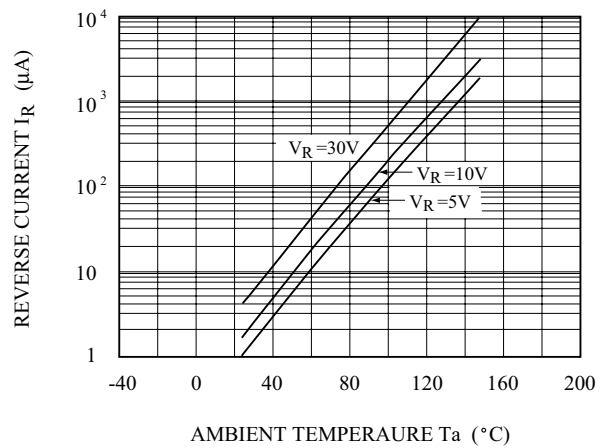
$I_R - V_R$



$V_F - T_a$



$I_R - T_a$



$C_T - V_R$

