

LOW VOLTAGE HIGH SPEED SWITCHING.

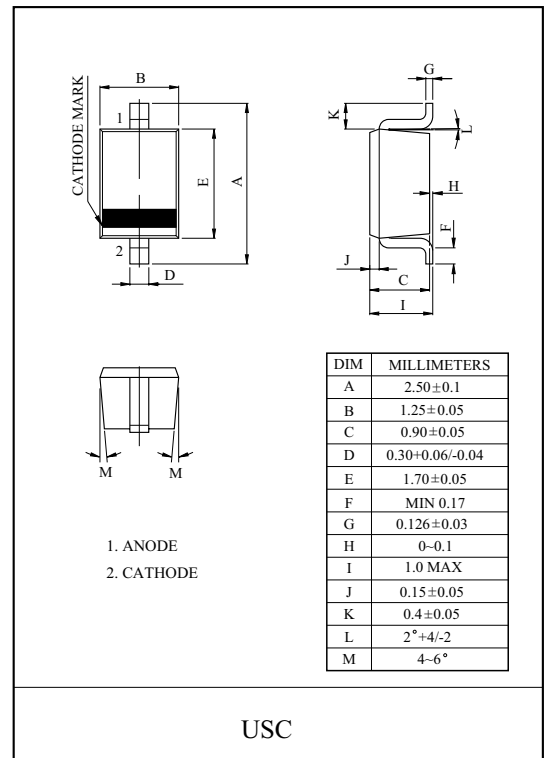
FEATURES

- Low Forward Voltage : $V_{F(2)}=0.42(\text{Typ.})$
- Small Package : USC.

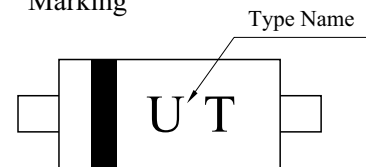
MAXIMUM RATING (Ta=25°C)

CHARACTERISTIC	SYMBOL	RATING	UNIT
Maximum (Peak) Reverse Voltage	V_{RM}	30	V
Reverse Voltage	V_R	30	V
Maximum (Peak) Forward Current	I_{FM}	150	mA
Average Forward Current	I_O	30	mA
Surge Current (10ms)	I_{FSM}	200	mA
Power Dissipation	P_D	200*	mW
Junction Temperature	T_j	125	°C
Storage Temperature Range	T_{stg}	-55 ~ 125	°C

* : Mounted on a glass epoxy circuit board of 20 × 20mm,
pad dimension of 4 × 4mm.



Marking

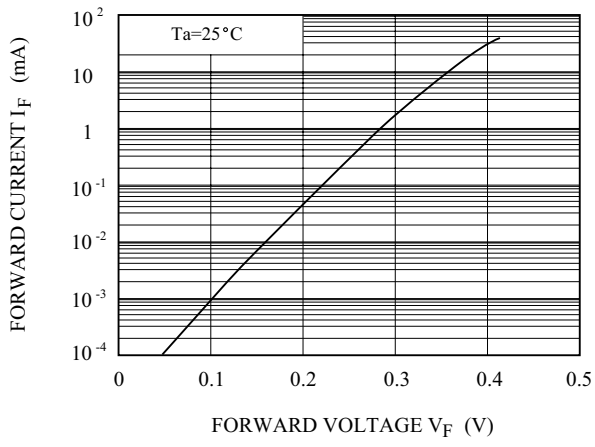


ELECTRICAL CHARACTERISTICS (Ta=25°C)

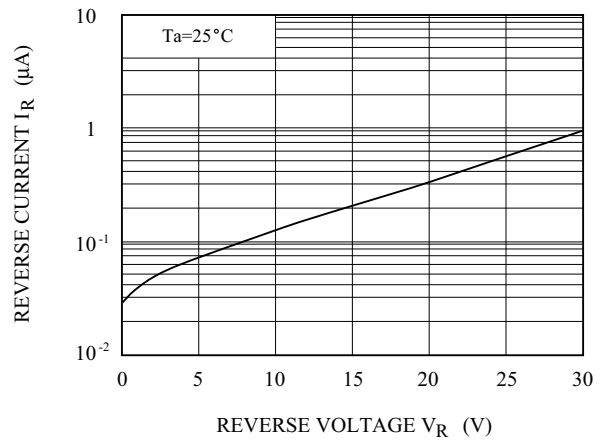
CHARACTERISTIC	SYMBOL	TEST CONDITION	MIN.	TYP.	MAX.	UNIT
Forward Voltage	$V_{F(1)}$	$I_F=1\text{mA}$	-	0.3	0.4	V
	$V_{F(2)}$	$I_F=30\text{mA}$	-	0.42	0.55	
Reverse Current	I_R	$V_R=30\text{V}$	-	-	300	μA
Total Capacitance	C_T	$V_R=1\text{V}, f=1\text{MHz}$	-	6.5	-	pF

KDR728

$I_F - V_F$



$I_R - V_R$



$C_T - V_R$

