

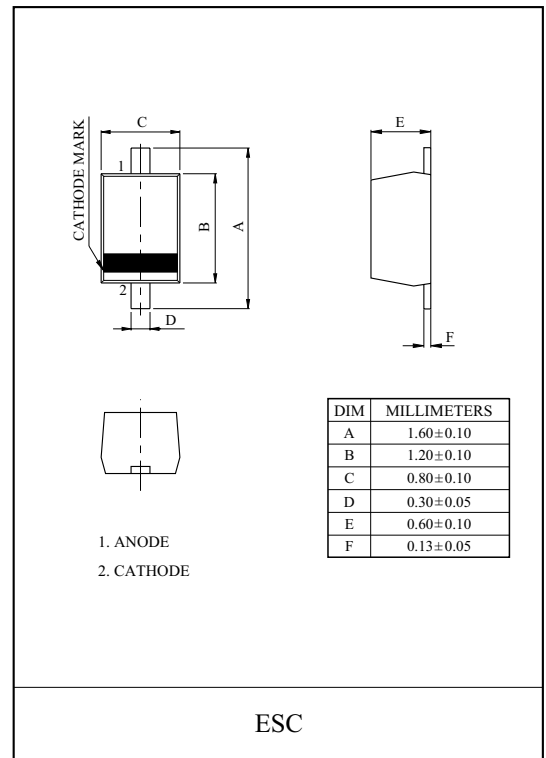
VCO FOR UHF Band Radio.

FEATURES

- High Capacitance Ratio : $C_{1V}/C_{4V} = 2.1$ (Typ.)
- Low Series Resistance : $r_s = 0.28 \Omega$ (Typ.)
- Useful for Small Size Tuner.

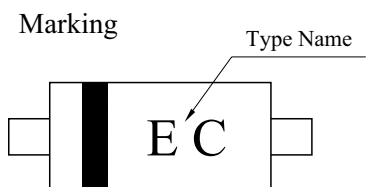
MAXIMUM RATING (Ta=25 °C)

CHARACTERISTIC	SYMBOL	RATING	UNIT
Reverse Voltage	V_R	10	V
Junction Temperature	T_j	150	°C
Storage Temperature Range	T_{stg}	-55 ~ 150	°C



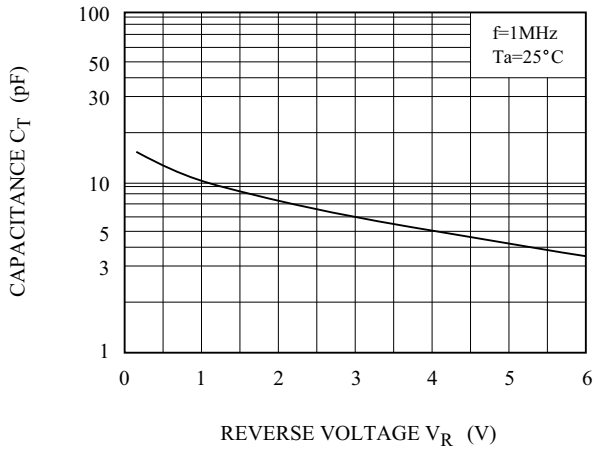
ELECTRICAL CHARACTERISTICS (Ta=25 °C)

CHARACTERISTIC	SYMBOL	TEST CONDITION	MIN.	TYP.	MAX.	UNIT
Reverse Voltage	V_R	$I_R = 1 \mu A$	10	-	-	V
Reverse Current	I_R	$V_R = 10V$	-	-	3	nA
Capacitance	C_{1V}	$V_R = 1V, f = 1MHz$	9.7	-	11.1	pF
	C_{4V}	$V_R = 4V, f = 1MHz$	4.45	-	5.45	
Capacitance Ratio	K	$C_{1V}/C_{4V}, f = 1MHz$	1.8	2.1	-	
Series Resistance	r_s	$V_R = 1V, f = 470MHz$	-	0.28	0.4	Ω



KDV240E

$C_T - V_R$



$r_s - V_R$

