

Band pass filters for RF circuits of Cordless phone (CT-1+)

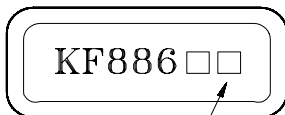
- High stability and reliability with good performance and no adjustment.
- Wide and sharp pass band characteristics.
- Low insertion loss and deep stop band attenuation for interference.
- KF886 : F-11 Package
- KF886V : SC-44 Package.

MAXIMUM RATINGS (T_a=25°C)

ITEM	SYMBOL	RATING	UNIT
Input Signal Level	IS _{max}	10	dBm
DC Permissive Voltage	V _{DC}	0	V
Operating Temperature Range	T _{opr}	-10~+60	°C
Storage Temperature Range	T _{stg}	-40~+85	°C

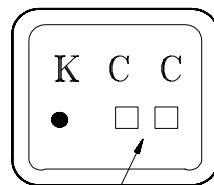
MARKING

(F-11)

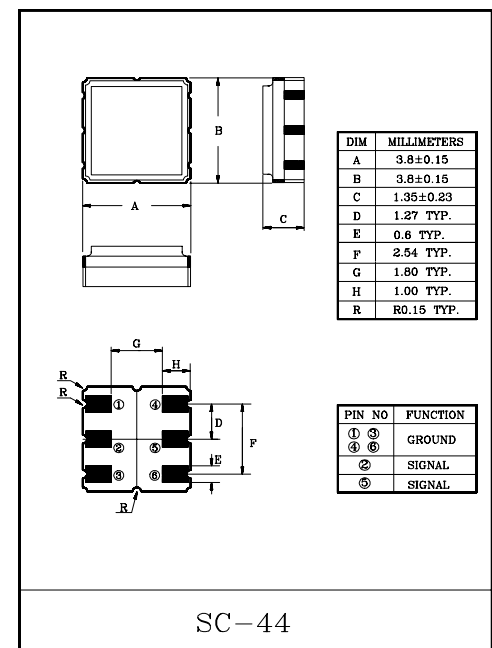
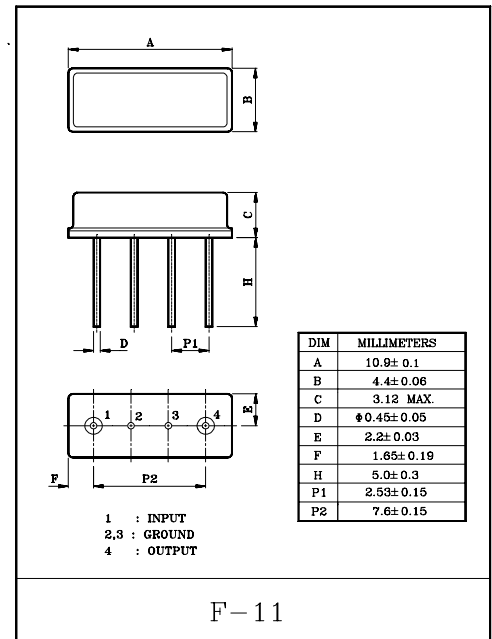


Lot No.

(SC-44)



Lot No.

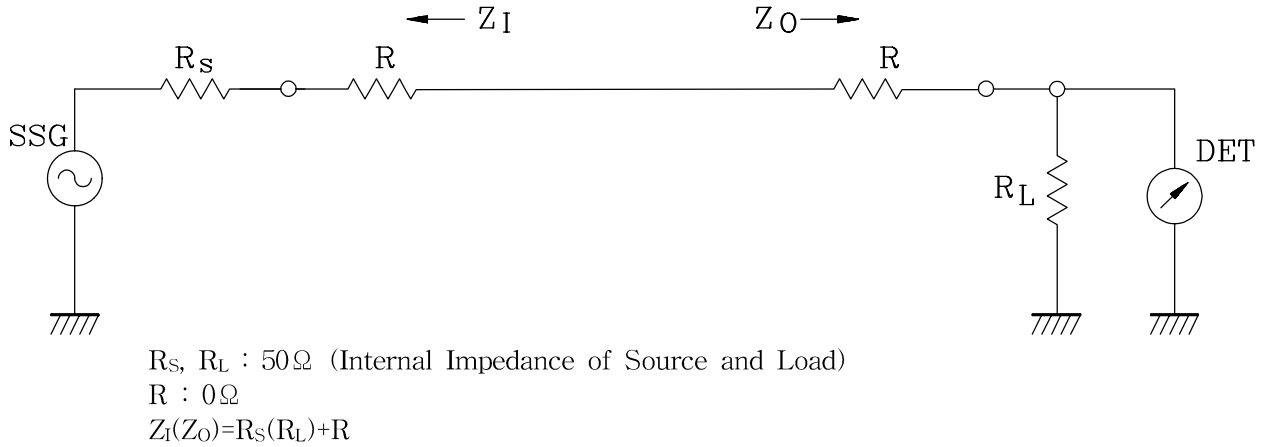


ELECTRICAL CHARACTERISTICS (Temperature 25±2°C, Humidity 65±5%)

ITEMS	SYMBOL	TEST CONDITION	MIN.	TYP.	MAX.	UNIT
Nominal Center Frequency	f ₀	-	-	886	-	MHz
Bandwidth	BW _{3dB}	-	f ₀ ±2.0	-	-	MHz
Insertion Loss	IL _{PASS}	f ₀ ±2.0MHz	-	3.0	4.0	dB
Ripple Level	A _{RIP}	f ₀ ±2.0MHz	-	-	1.5	dB
Rejection Level	IL _{STOP}	f ₀ -45~f ₀ -40MHz	45	49	-	dB
		f ₀ -24~f ₀ -19MHz	30	52	-	
		f ₀ +19~f ₀ +24MHz	20	26	-	
		f ₀ +40~f ₀ +45MHz	35	42	-	
Input/Output Impedance	Z _i (Z _o)	-	-	50Ω+10nH	-	-

TEST CIRCUIT

REFERENCE LEVEL TEST CIRCUIT



MEASUREMENT CIRCUIT

