

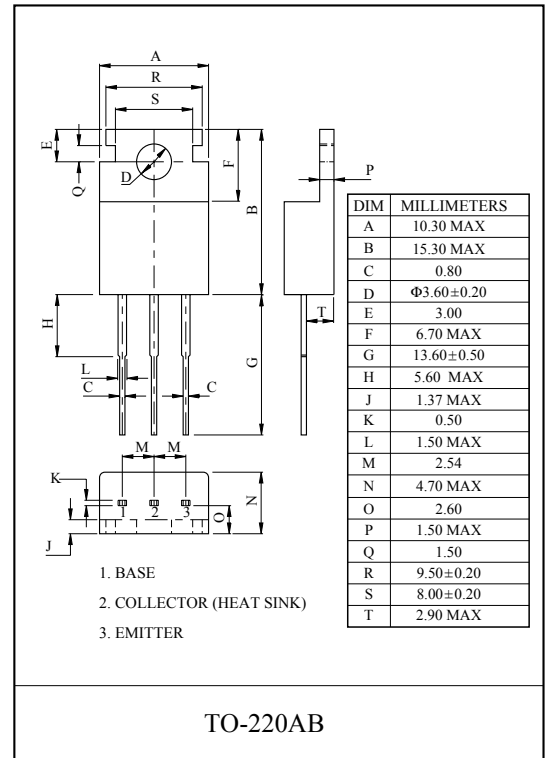
HIGH POWER AMPLIFIER APPLICATION.

### FEATURES

- Complementary to KTC4512.
- Recommended for 30W ~ 35W Audio Frequency Amplifier Output Stage.

### MAXIMUM RATING (Ta=25°C)

CHARACTERISTIC	SYMBOL	RATING	UNIT
Collector-Base Voltage	$V_{CBO}$	-80	V
Collector-Emitter Voltage	$V_{CEO}$	-80	V
Emitter-Base Voltage	$V_{EBO}$	-6	V
Collector Current	$I_C$	-6	A
Base Current	$I_B$	-3	A
Collector Power Dissipation (Tc=25°C)	$P_C$	50	W
Junction Temperature	$T_j$	150	°C
Storage Temperature Range	$T_{stg}$	-55 ~ 150	°C



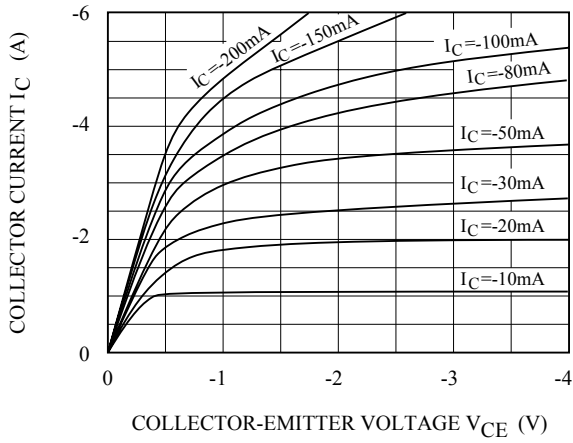
### ELECTRICAL CHARACTERISTICS (Ta=25°C)

CHARACTERISTIC	SYMBOL	TEST CONDITION	MIN.	TYP.	MAX.	UNIT
Collector Cut-off Current	$I_{CBO}$	$V_{CB} = -80V, I_E = 0$	-	-	-10	$\mu A$
Emitter Cut-off Current	$I_{EBO}$	$V_{EB} = -6V, I_C = 0$	-	-	-10	$\mu A$
Collector-Emitter Breakdown Voltage	$V_{(BR)CEO}$	$I_C = -25mA, I_B = 0$	-80	-	-	V
DC Current Gain	$h_{FE}(\text{Note})$	$V_{CE} = -4V, I_C = -2A$	55	-	160	
Collector-Emitter Saturation Voltage	$V_{CE(sat)}$	$I_C = -2A, I_B = -0.2A$	-	-	-0.5	V
Transition Frequency	$f_T$	$V_{CE} = -12V, I_C = -0.5A$	-	20	-	MHz
Collector Output Capacitance	$C_{ob}$	$V_{CB} = -10V, I_E = 0, f = 1MHz$	-	150	-	pF

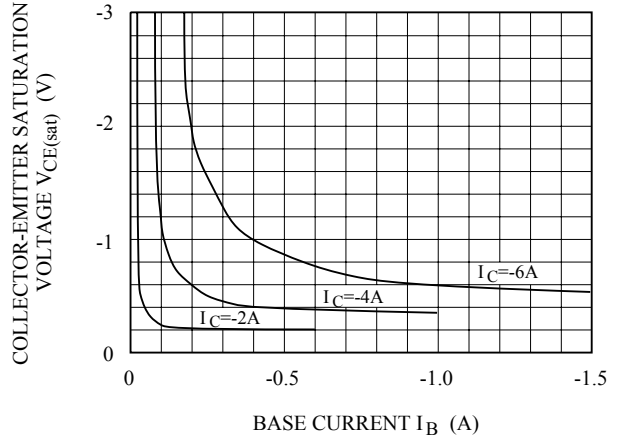
Note :  $h_{FE}$  Classification R:55~110, O:80~160.

# KTA1726

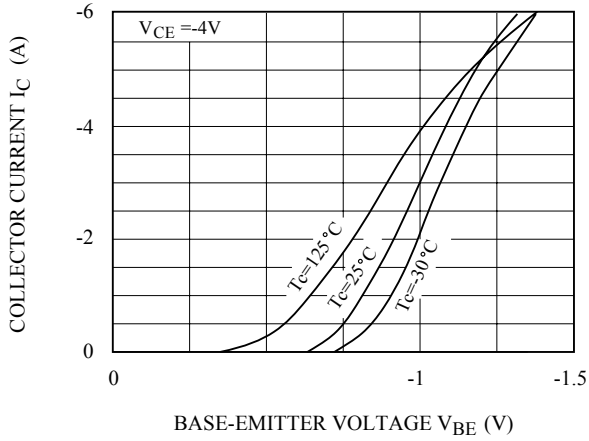
$I_C - V_{CE}$



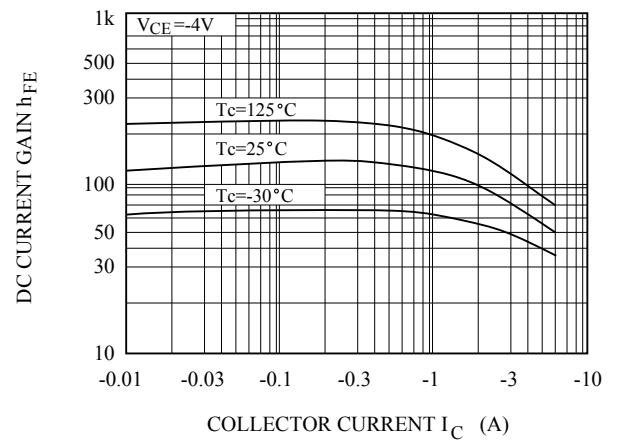
$V_{CE(sat)} - I_B$



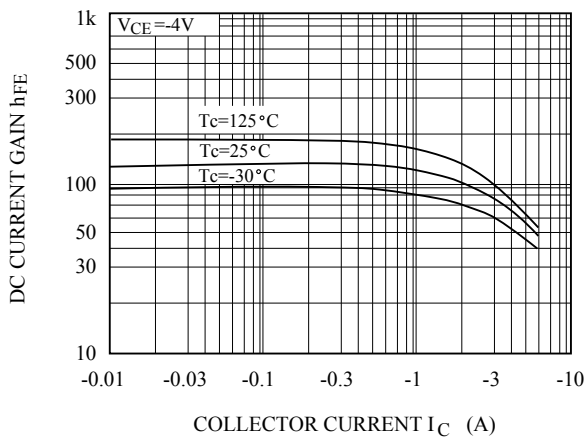
$I_C - V_{BE}$



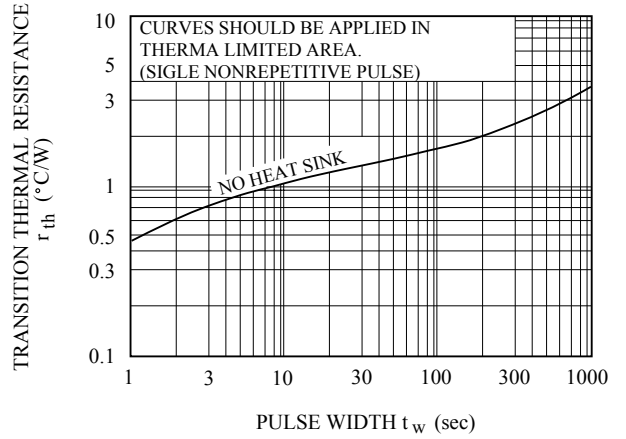
$h_{FE} - I_C$



$h_{FE} - I_C$

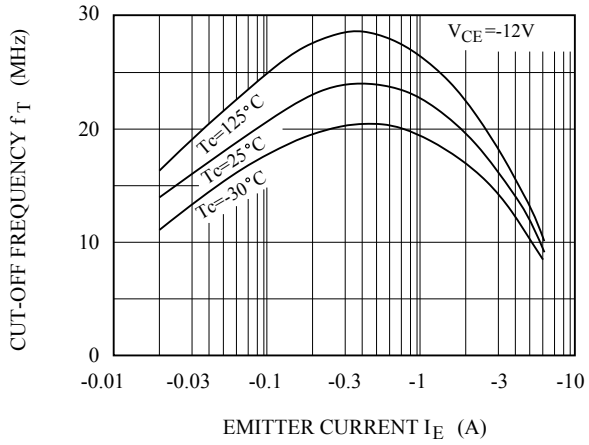


$r_{th} - t_w$

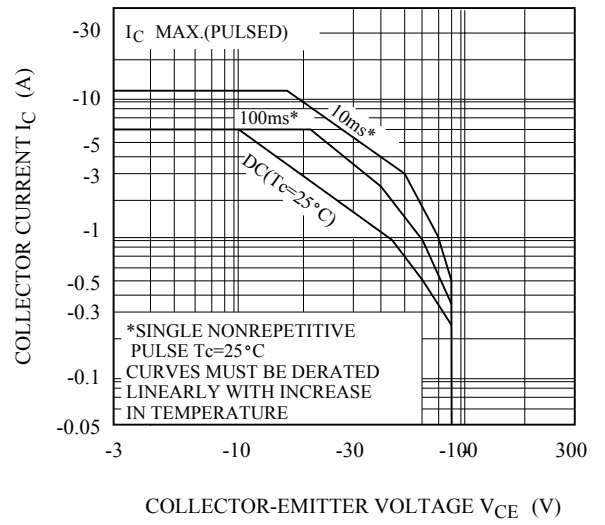


# KTA1726

$f_T - I_E$



SAFE OPERATING AREA



$P_c - T_a$

