

HIGH CURRENT APPLICATION  
CAMERA STROBO (For Electronic Flash Unit)

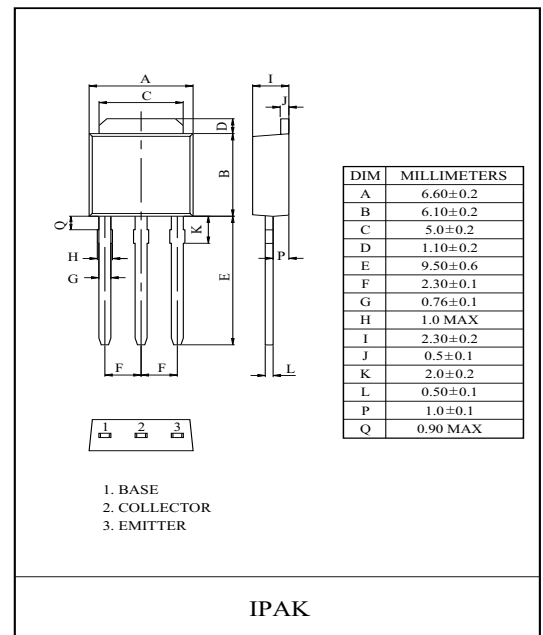
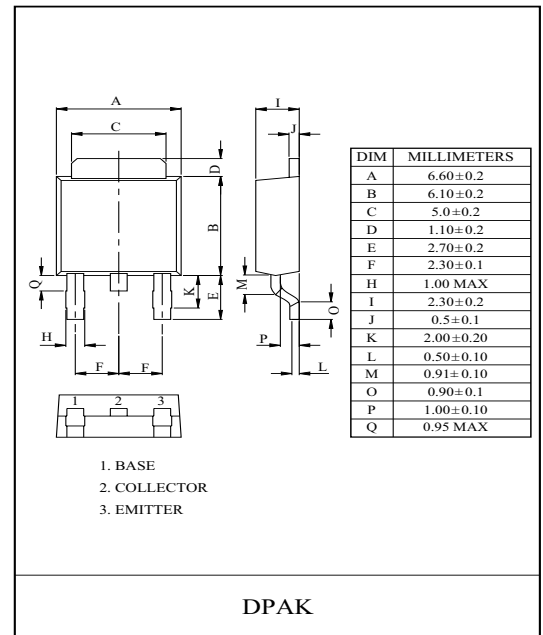
### FEATURES

- Low Saturation Voltage :  $V_{CE(sat)} = 0.4V(\text{Max})(I_C=3A)$
- High Performance at Low Supply Voltage.

### MAXIMUM RATING (Ta=25 °C)

CHARACTERISTIC		SYMBOL	RATING	UNIT
Collector-Base Voltage		$V_{CBO}$	40	V
Collector-Emitter Voltage		$V_{CEO}$	20	V
Emitter-Base Voltage		$V_{EBO}$	7	V
Collector Current	DC	$I_C$	5	A
	Pulse (Note1)	$I_{CP}$	8	
Collector Power Dissipation		$P_C$	1.0	W
Junction Temperature		$T_j$	150	°C
Storage Temperature Range		$T_{stg}$	-55 ~ 150	°C

Note 1: Pulse Width  $\leq 100\text{mS}$ , Duty Cycle  $\leq 30\%$

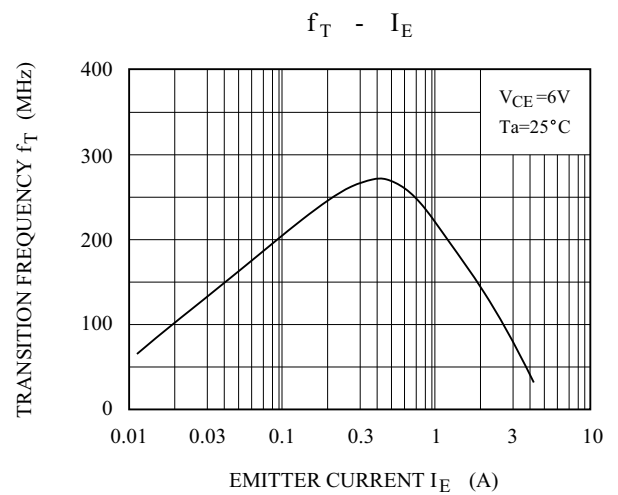
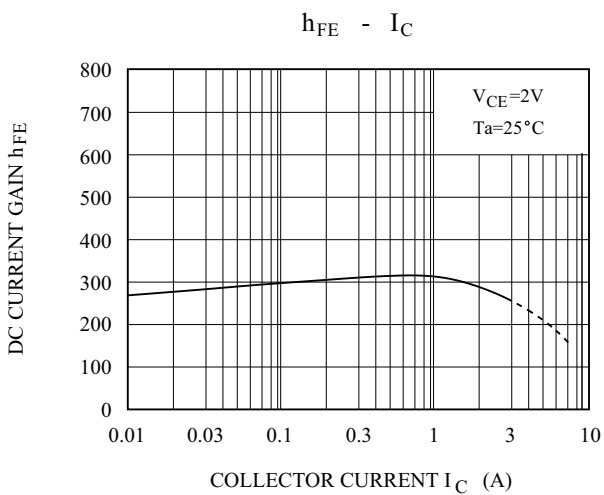
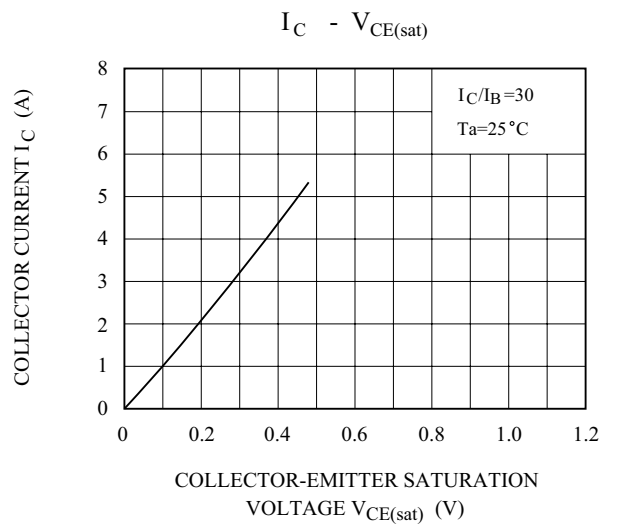
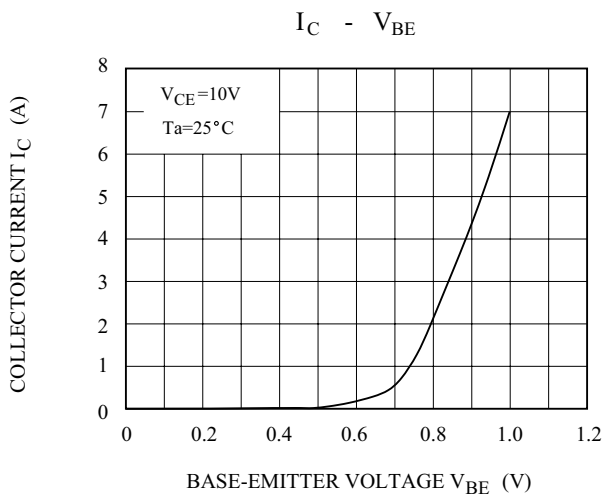
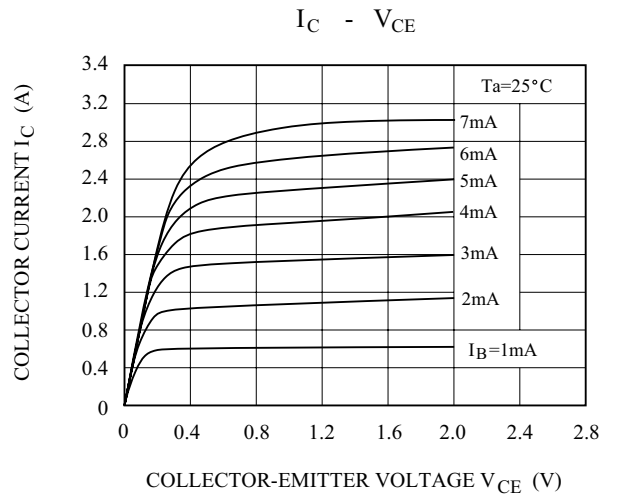
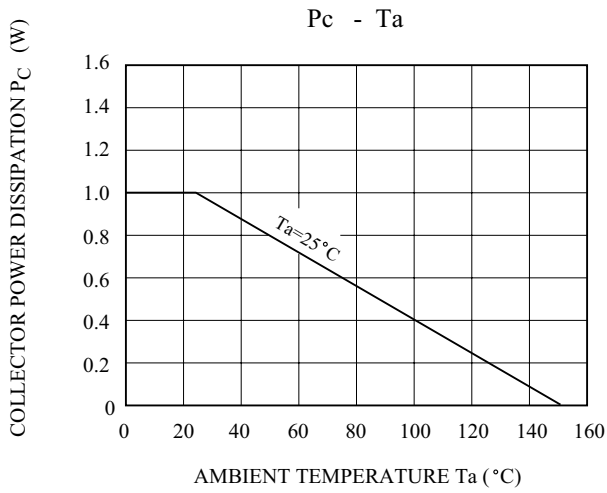


### ELECTRICAL CHARACTERISTICS (Ta=25 °C)

CHARACTERISTIC	SYMBOL	TEST CONDITION	MIN.	TYP.	MAX.	UNIT
Collector Base Breakdown Voltage	$V_{(BR)CBO}$	$I_C=100\mu A, I_E=0$	40	-	-	V
Collector Emitter Breakdown Voltage (1)	$V_{(BR)CEO}$	$I_C=1mA, I_B=0$	20	-	-	V
Emitter Base Breakdown Voltage	$V_{(BR)EBO}$	$I_E=10\mu A, I_C=0$	7	-	-	V
Collector Cutoff Current	$I_{CBO}$	$V_{CB}=20V, I_E=0$	-	-	100	nA
Emitter Cutoff Current	$I_{EBO}$	$V_{EB}=7V, I_C=0$	-	-	100	nA
DC Current Gain	$h_{FE(1)}$ (Note1)	$V_{CE}=2V, I_C=0.5A$	120	-	700	
	$h_{FE(2)}$	$V_{CE}=2V, I_C=2A$	100	-	-	
Collector-Emitter Saturation Voltage	$V_{CE(sat)}$	$I_C=3A, I_B=60mA(\text{Pulse})$	-	-	0.4	V
Transition Frequency	$f_T$	$V_{CE}=6V, I_C=50mA$	20	100	-	MHz
Collector Output Capacitance	$C_{ob}$	$V_{CB}=20V, f=1MHz, I_E=0$	-	-	50	pF

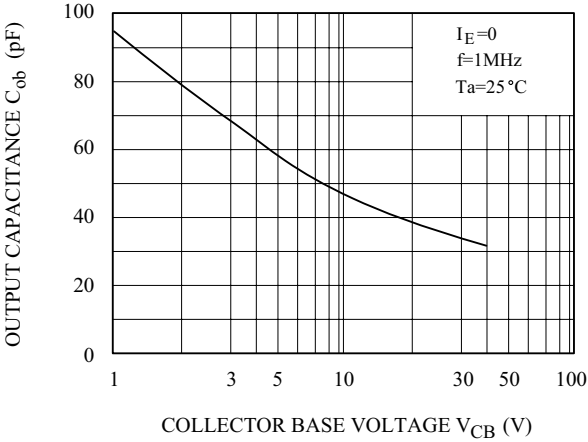
Note 1 :  $h_{FE(1)}$  Classification O:120 ~ 240, Y:200 ~ 400, GR:350 ~ 700

# KTC3072D/L



# KTC3072D/L

$C_{ob} - V_{CB}$



SAFE OPERATION AREA

