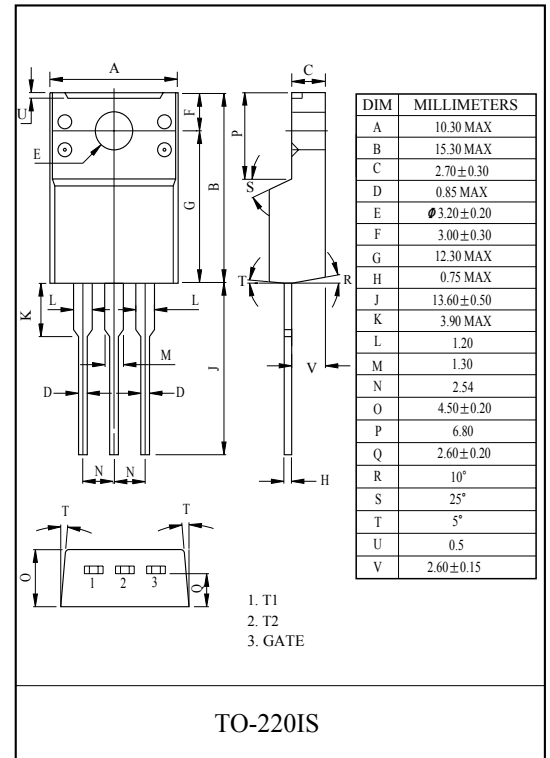


FEATURES

- Repetitive Peak Off-state Voltage : $V_{DRM}=600V$.
- R.M.S On-State Current : $I_{T(RMS)}=3A$.
- High Commutation (dv/dt)
- Isolation Voltage : $V_{ISOL}=1500V$ AC
(UL Recognized : E166398)

APPLICATIONS

- Switching Mode Power Supply
- Speed Control of Small Motors
- Solid State Relay
- Light Dimmer
- Washing Machine
- Temperature Control of Heater



MAXIMUM RATINGS (Ta=25°C)

CHARACTERISTIC	SYMBOL	RATING	UNIT
Non-Repetitive Peak Off-state Voltage	V_{DSM}	700	V
Repetitive Peak Off-state Voltage	V_{DRM}	600	V
R.M.S On-state Current (Full Sine Waveform Tc=105°C)	$I_{T(RMS)}$	3	A
Peak One Cycle Surge On-state Current (Non-Repetitive)	I_{TSM}	30 (50Hz 1 Cycle) 33 (60Hz 1 Cycle)	A
I ² t Limit Value (1ms ≤ t ≤ 10ms)	I^2t	4.5	A ² S
Peak Gate Power Dissipation	P_{GM}	3	W
Average Gate Power Dissipation	$P_{G(AV)}$	0.3	W
Peak Gate Voltage	V_{GM}	10	V
Peak Gate Current	I_{GM}	1	A
Junction Temperature	T_j	-40 ~ 125	°C
Storage Temperature Range	T_{stg}	-40 ~ 125	°C
Isolation Voltage (Ac, t=1min.)	V_{ISOL}	1500	V

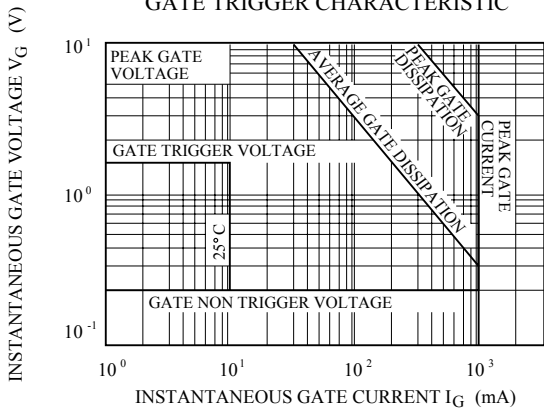
T3A6CI

ELECTRICAL CHARACTERISTICS (Ta=25°C)

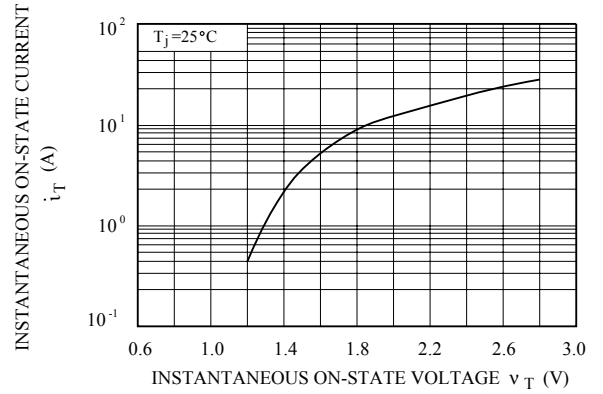
CHARACTERISTIC		SYMBOL	TEST CONDITION	MIN.	TYP.	MAX.	UNIT	
Repetitive Peak Off-state Current		I_{DRM}	$V_{DRM}=\text{Rated}$	-	-	20	μA	
Gate Trigger Voltage	I	V_{GT}	$V_D=12\text{V},$ $R_L=20\Omega$	$T_2(+), \text{Gate}(+)$	-	-	1.5	V
	II			$T_2(+), \text{Gate}(-)$	-	-	1.5	
	III			$T_2(-), \text{Gate}(-)$	-	-	1.5	
	IV			$T_2(-), \text{Gate}(+)$	-	-	2.0	
Gate Trigger Current	I	I_{GT}	$V_D=12\text{V},$ $R_L=20\Omega$	$T_2(+), \text{Gate}(+)$	-	-	5	mA
	II			$T_2(+), \text{Gate}(-)$	-	-	5	
	III			$T_2(-), \text{Gate}(-)$	-	-	5	
	IV			$T_2(-), \text{Gate}(+)$	-	-	10	
Peak On-State Voltage		V_{TM}	$I_{TM}=4.5\text{A}$	-	-	1.5	V	
Gate Non-Trigger Voltage		V_{GD}	$V_D=\text{Rated}, T_c=125^\circ\text{C}$	0.2	-	-	V	
Holding Current		I_H	$V_D=12\text{V}, I_{TM}=1\text{A}$	-	-	30	mA	
Critical Rate of Rise of Off-state Voltage		d_v/d_t	$T_j=125^\circ\text{C}, V_{DRM}=\text{Rated}$ Exponential Rise	-	100	-	$\text{V}/\mu\text{S}$	
Critical Rate of Rise of Off-state Voltage at commutation		$(d_v/d_t)C$	$T_j=125^\circ\text{C},$ $(di/dt)C=-2\text{A}/\text{mS}, V_D=2/3V_{DRM}$	10	-	-	$\text{V}/\mu\text{S}$	
Thermal Resistance		$R_{th(j-c)}$	Junction to Case, AC	-	-	4.2	$^\circ\text{C}/\text{W}$	

T3A6CI

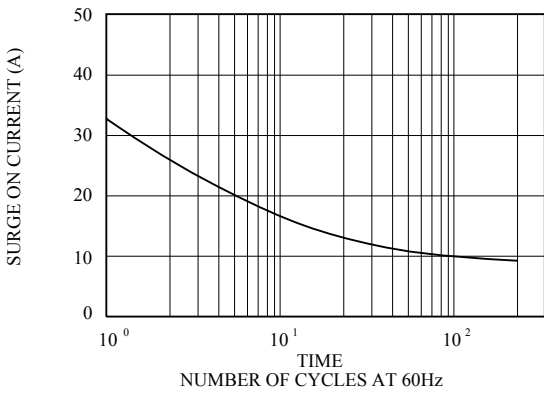
GATE TRIGGER CHARACTERISTIC



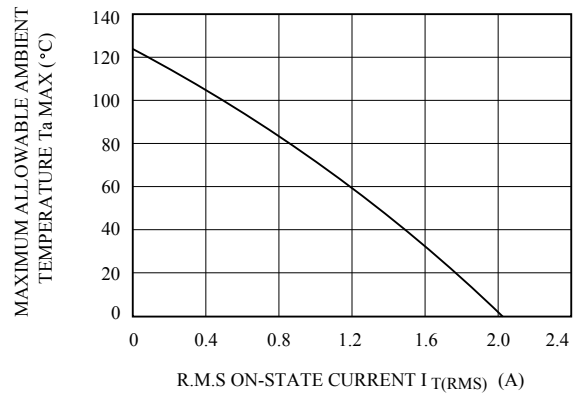
$i_T - v_T$



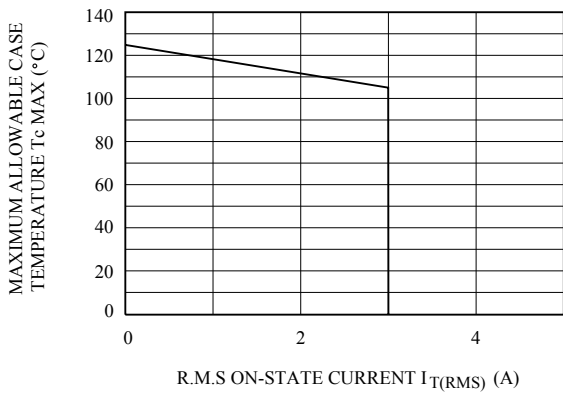
SURGE ON-STATE CURRENT(60Hz)



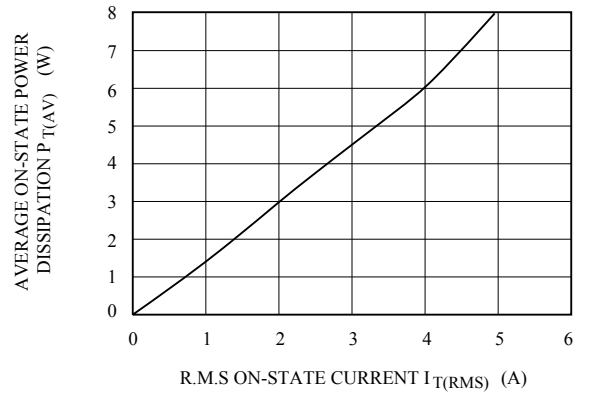
$T_a \text{ MAX} - I_{T(\text{RMS})}$



$T_c \text{ MAX} - I_{T(\text{RMS})}$



$P_{T(\text{AV})} - I_{T(\text{RMS})}$



TRANSIENT THERMAL IMPEDANCE (JUNCTION TO CASE)

