

AA3528MGC MEGA GREEN

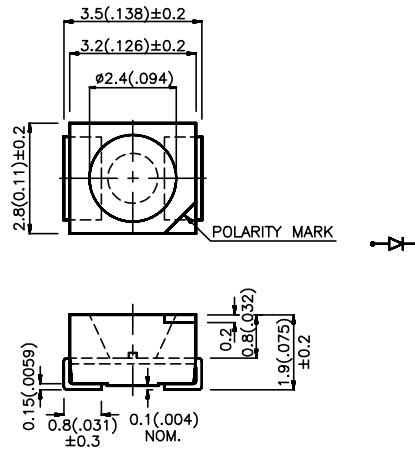
Features

- SINGLE COLOR.
- SUITABLE FOR ALL SMT ASSEMBLY AND SOLDER PROCESS.
- AVAILABLE ON TAPE AND REEL.
- IDEAL FOR BACKLIGHTING.

Description

The Mega Green source color devices are made with DH InGaAlP on GaAs substrate Light Emitting Diode.

Package Dimensions



Notes:

1. All dimensions are in millimeters (inches).
2. Tolerance is $\pm 0.25(0.01)$ " unless otherwise noted.
3. Lead spacing is measured where the lead emerge package.
4. Specifications are subjected to change without notice.

Selection Guide

Part No.	Dice	Lens Type	Iv (mcd) @ 20 mA		Viewing Angle
			Min.	Typ.	2θ1/2
AA3528MGC	MEGA GREEN (InGaAlP)	WATER CLEAR	80	150	120°

Note:

1. θ1/2 is the angle from optical centerline where the luminous intensity is 1/2 the optical centerline value.

Electrical / Optical Characteristics at T_A=25°C

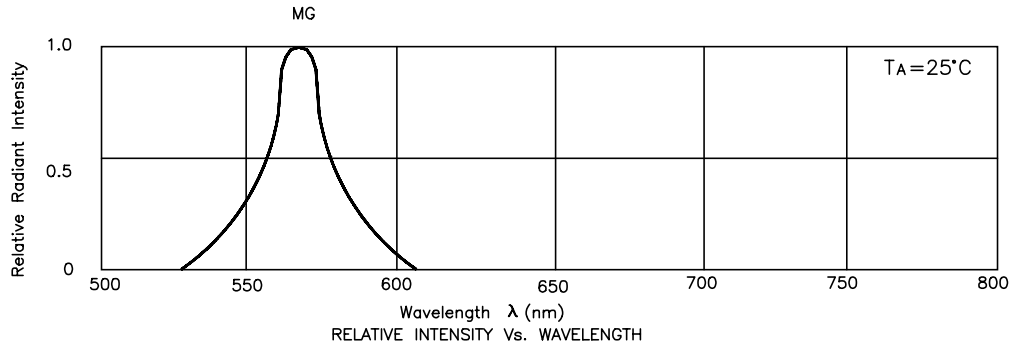
Symbol	Parameter	Device	Typ.	Max.	Units	Test Conditions
λ _{peak}	Peak Wavelength	Mega Green	565		nm	IF=20mA
Δλ _{1/2}	Spectral Line Halfwidth	Mega Green	25		nm	IF=20mA
C	Capacitance	Mega Green	20		pF	VF=0V;f=1MHz
V _F	Forward Voltage	Mega Green	2.25	2.5	V	IF=20mA
I _R	Reverse Current	All		10	uA	VR = 5V

Absolute Maximum Ratings at T_A=25°C

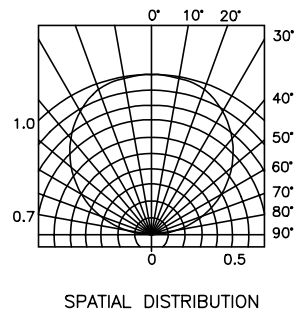
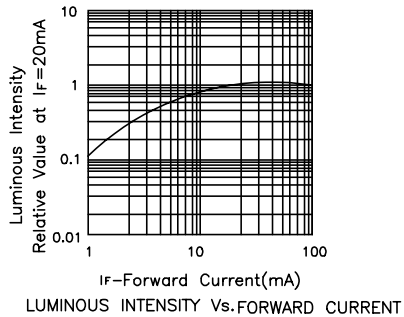
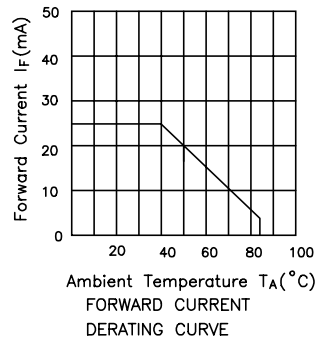
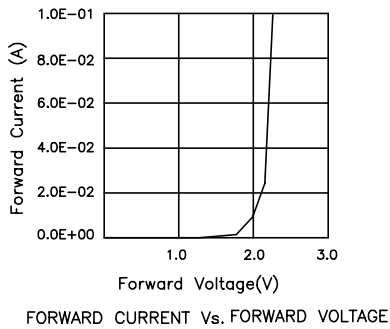
Parameter	Mega Green	Units
Power dissipation	105	mW
DC Forward Current	25	mA
Peak Forward Current [1]	200	mA
Reverse Voltage	5	V
Operating/Storage Temperature	-40°C To +85°C	

Note:

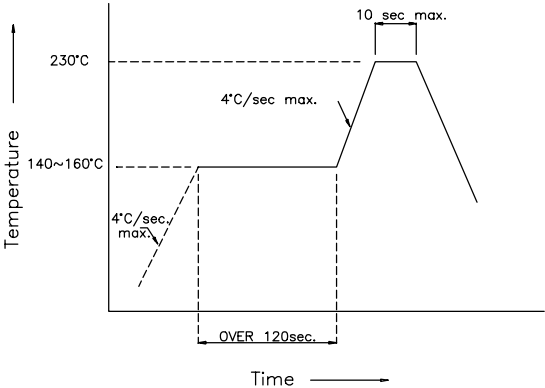
1. 1/10 Duty Cycle, 0.1ms Pulse Width.



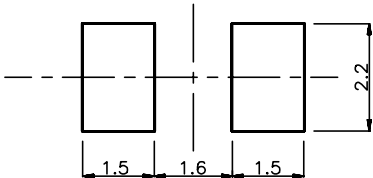
Mega Green AA3528MGC



AA3528MGC SMT Reflow Soldering Instruction



AA3528MGC Recommended Soldering Pattern (Units : mm)



AA3528MGC Tape Specifications (Units : mm)

