

AM2520F3C03

AM2520SF4C03

Features

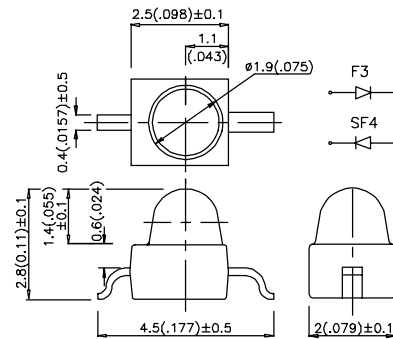
- SUBMINIATURE PACKAGE STYLE OF INFRA-RED LED.
- AVAILABLE ON TAPE AND REEL.
- COMPATIBLE WITH AUTOMATIC PLACEMENT EQUIPMENT.
- HIGH RELIABILITY AND LONG LIFETIME.

Package Dimensions

Description

F3 Made with Gallium Arsenide Infrared Emitting diodes.

SF4 Made with Gallium Aluminum Arsenide Infrared Emitting diodes.



Notes:

1. All dimensions are in millimeters (inches).
2. Tolerance is ± 0.25 (0.01") unless otherwise noted.
3. Lead spacing is measured where the lead emerge package.
4. Specifications are subjected to change without notice.

Selection Guide

Part No.	Dice	Lens Type	Iv (mW/sr) @20mA *50mA		Viewing Angle
			Min.	Typ.	
AM2520F3C03	GaAs	WATER CLEAR	2	6	30°
			*10	*15	30°
AM2520SF4C03	GaAlAs	WATER CLEAR	2	4	30°
			*3	*8	30°

Note:

1. $\theta 1/2$ is the angle from optical centerline where the luminous intensity is 1/2 the optical centerline value.

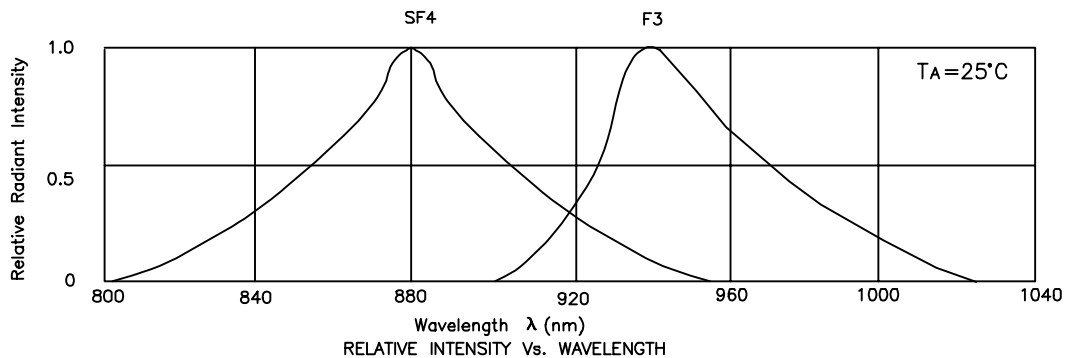
Electrical / Optical Characteristics at T_A=25°C

Item	P/N	Symbol	Typ.	Max.	Unit	Condition
Forward Voltage	F3 SF4	VF	1.2 1.4	1.5 1.7	V	IF=20mA
Reverse Current	F3 SF4	IR	-	10 10	uA	VR=5V
Junction Capacitance	F3 SF4	Co	90 90	-	pF	V=0 f=1MHz
Peak Spectral Wavelength	F3 SF4	IR	940 880	-	nm	IF=20mA
Spectral Bandwidth	F3 SF4	Δλ	50 50	-	nm	IF=20mA

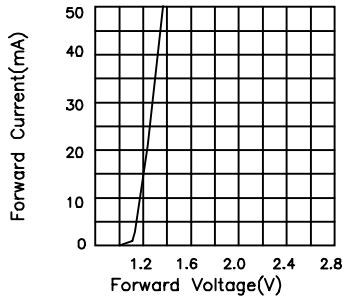
Absolute Maximum Ratings at T_A=25°C

Item	Symbol	Maximum Rating	Units
Power Dissipation	Pd	100	mW
Forward Current	IF	50	mA
Peak Forward Current	I _p	1.2	A
Reverse Voltage	VR	5	V
Operating Temperature	T _{opr}	-45~ +80	°C
Storage Temperature	T _{stg}	-45~ +80	°C

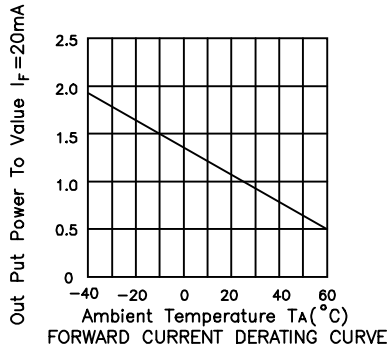
Note:
1.Ip Condition : 1/10 Duty Cycle, 0.1ms Pluse Width.



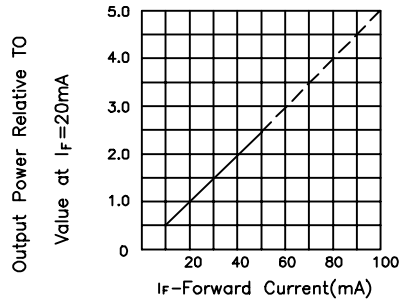
AM2520F3C03



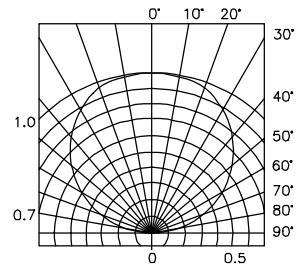
FORWARD CURRENT Vs. FORWARD VOLTAGE



FORWARD CURRENT DERATING CURVE

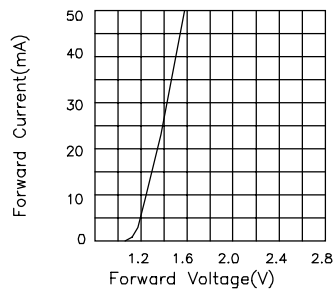


Relative Radiant Intensity Vs. Forward Current

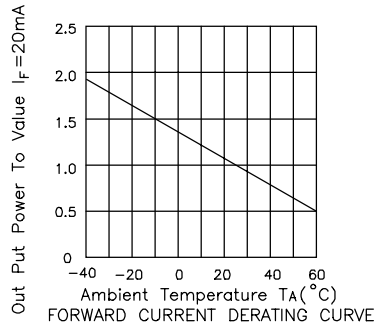


SPATIAL DISTRIBUTION

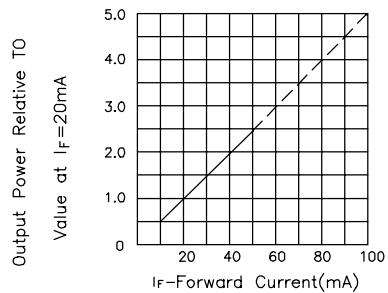
AM2520SF4C03



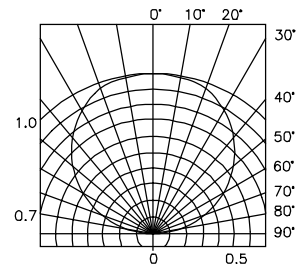
FORWARD CURRENT Vs. FORWARD VOLTAGE



FORWARD CURRENT DERATING CURVE

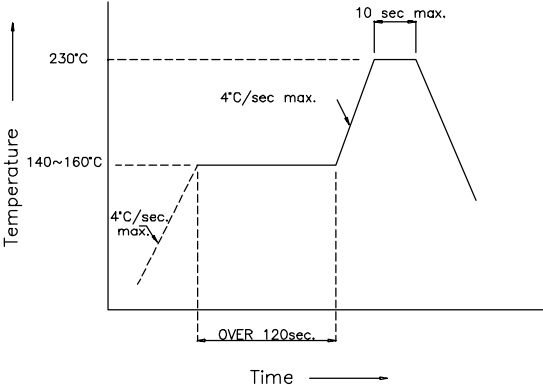


Relative Radiant Intensity Vs. Forward Current

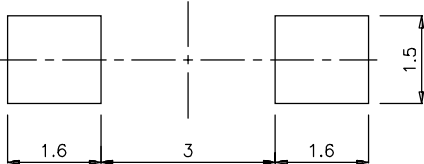


SPATIAL DISTRIBUTION

AM2520F3C03,AM2520SF4C03 SMT Reflow Soldering Instructions



AM2520F3C03,AM2520SF4C03 Recommended Soldering Pattern (Units : mm)



AM2520F3C03,AM2520SF4C03 Tape Specifications

(Units : mm)

