

APA3010SEWE HYPER ORANGE

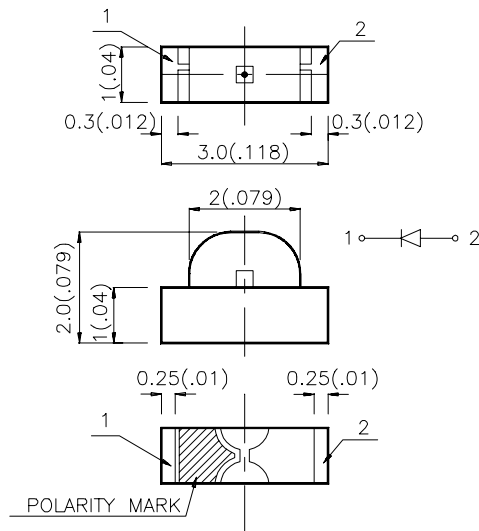
Features

- 3.0mmx1.0mm SMTLED, 2.0mm THICKNESS.
- LOW POWER CONSUMPTION.
- WIDE VIEWING ANGLE.
- IDEAL FOR BACKLIGHT AND INDICATOR.
- VARIOUS COLORS AND LENS TYPES AVAILABLE.
- PACKAGE : 2000PCS / REEL.

Description

The Hyper Orange source color devices are made with DH InGaAlP on GaAs substrate Light Emitting Diode.

Package Dimensions



Notes:

1. All dimensions are in millimeters (inches).
2. Tolerance is ± 0.15 (0.006") unless otherwise noted.
3. Lead spacing is measured where the lead emerge package.
4. Specifications are subject to change without notice.

Selection Guide

Part No.	Dice	Lens Type	Iv (mcd) @ 20 mA		Viewing Angle
			Min.	Typ.	θ1/2
APA3010SEW/E	HYPER ORANGE (InGaAlP)	WHITE DIFFUSED	80	200	120°

Note:

1. θ1/2 is the angle from optical centerline where the luminous intensity is 1/2 the optical centerline value.

Electrical / Optical Characteristics at T_A=25°C

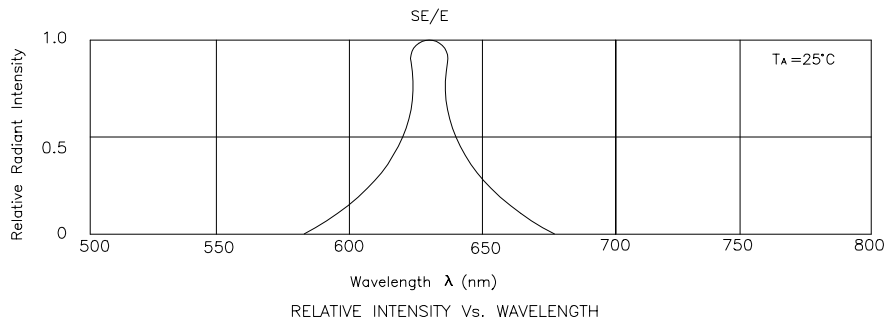
Symbol	Parameter	Device	Typ.	Max.	Units	Test Conditions
λ _{peak}	Peak Wavelength	Hyper Orange	630		nm	IF=20mA
λ _D	Dominate Wavelength	Hyper Orange	621		nm	IF=20mA
Δλ _{1/2}	Spectral Line Halfwidth	Hyper Orange	20		nm	IF=20mA
C	Capacitance	Hyper Orange	25		pF	VF=0V;f=1MHz
V _F	Forward Voltage	Hyper Orange	2.0	2.5	V	IF=20mA
I _R	Reverse Current	Hyper Orange		10	uA	VR = 5V

Absolute Maximum Ratings at T_A=25°C

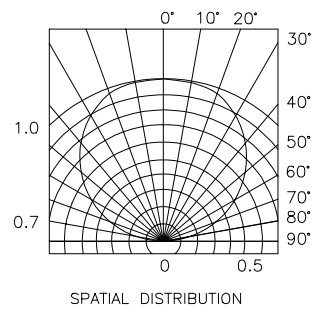
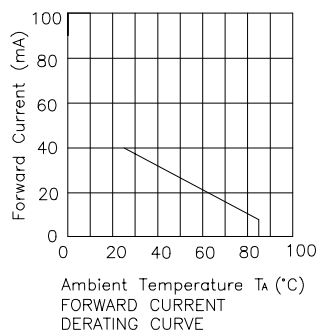
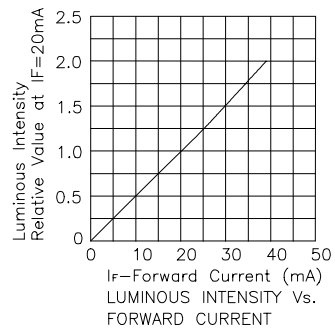
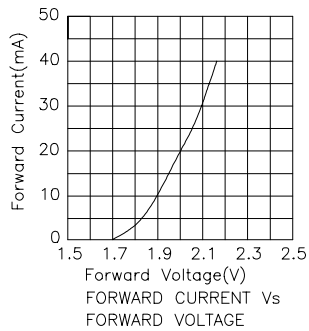
Parameter	Hyper Orange	Units
Power dissipation	150	mW
DC Forward Current	40	mA
Peak Forward Current [1]	195	mA
Reverse Voltage	5	V
Operating/Storage Temperature	-40°C To +85°C	

Note:

1. 1/10 Duty Cycle, 0.1ms Pulse Width.

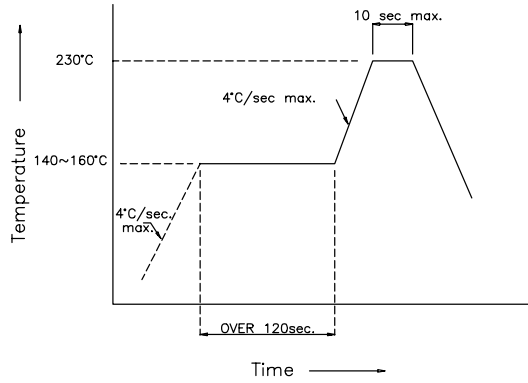


Hyper Orange APA3010SEW/E

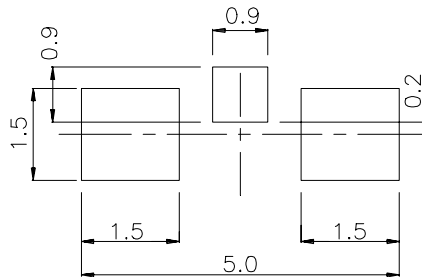


APA3010SEW/E SMT Reflow Soldering Instructions

Number of reflow process shall be less than 2 times and cooling process to normal temperature is required between first and second soldering process.



Recommended Soldering Pattern (Units : mm)



Tape Specifications (Units : mm)

