

L503HDT BRIGHT RED

L503GDT GREEN

L503IDT HIGH EFFICIENCY RED

L503YDT YELLOW

Features

- LOW POWER CONSUMPTION.
- ULTRA BRIGHTNESS IS AVAILABLE.
- WIDE VIEWING ANGLE.
- RELIABLE AND RUGGED.
- EXCELLENT UNIFORMITY OF LIGHT OUTPUT.
- IDEAL AS FLUSH MOUNTED PANEL INDICATORS.
- LONG LIFE - SOLID STATE RELIABILITY.

Description

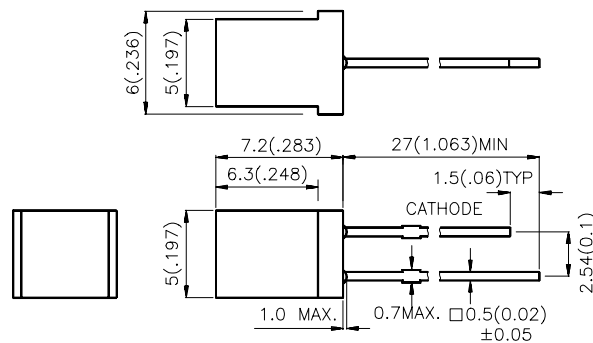
The Bright Red source color devices are made with Gallium Phosphide Red Light Emitting Diode.

The High Efficiency Red source color devices are made with Gallium Arsenide Phosphide on Gallium Phosphide Orange Light Emitting Diode.

The Green source color devices are made with Gallium Phosphide Green Light Emitting Diode.

The Yellow source color devices are made with Gallium Arsenide Phosphide on Gallium Phosphide Yellow Light Emitting Diode.

Package Dimensions



Notes:

1. All dimensions are in millimeters (inches).
2. Tolerance is $\pm 0.25(0.01)$ unless otherwise noted.
3. Lead spacing is measured where the lead emerge package.
4. Specifications are subject to change without notice.

Selection Guide

Part No.	Dice	Lens Type	Iv (mcd) @ 10 mA		Viewing Angle
			Min.	Typ.	2θ1/2
L503HDT	BRIGHT RED (GaP)	RED DIFFUSED	0.5	1	110°
L503IDT	HIGH EFFICIENCY RED (GaAsP/GaP)	RED DIFFUSED	3	6	110°
L503GDT	GREEN (GaP)	GREEN DIFFUSED	1	3	110°
L503YDT	YELLOW (GaAsP/GaP)	YELLOW DIFFUSED	1	3	110°

Note:

1. θ1/2 is the angle from optical centerline where the luminous intensity is 1/2 the optical centerline value.

Electrical / Optical Characteristics at T_A=25°C

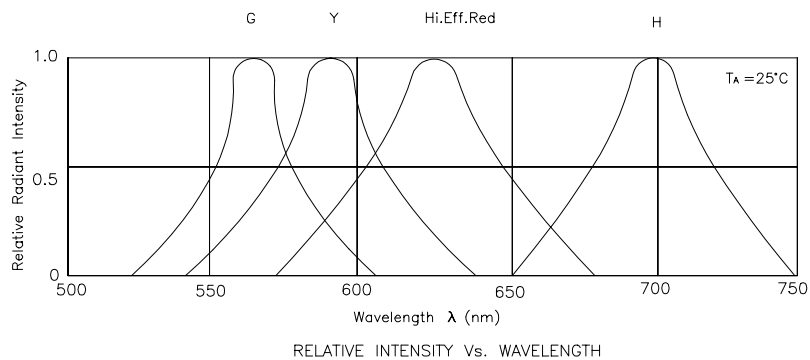
Symbol	Parameter	Device	Typ.	Max.	Units	Test Conditions
λ_{peak}	Peak Wavelength	Bright Red High Efficiency Red Green Yellow	700 627 565 590		nm	IF=20mA
λ_D	Dominate Wavelength	Bright Red High Efficiency Red Green Yellow	660 625 568 588		nm	IF=20mA
$\Delta\lambda_{1/2}$	Spectral Line Halfwidth	Bright Red High Efficiency Red Green Yellow	45 45 30 35		nm	IF=20mA
C	Capacitance	Bright Red High Efficiency Red Green Yellow	40 15 15 20		pF	VF=0V;f=1MHz
V _F	Forward Voltage	Bright Red High Efficiency Red Green Yellow	2.25 2.0 2.2 2.1	2.5 2.5 2.5 2.5	V	IF=20mA
I _R	Reverse Current	All		10	uA	VR = 5V

Absolute Maximum Ratings at $T_A=25^\circ\text{C}$

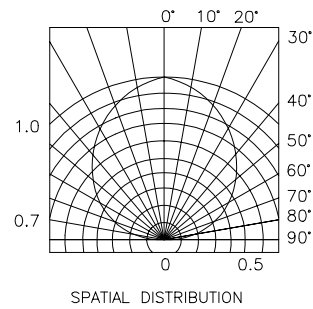
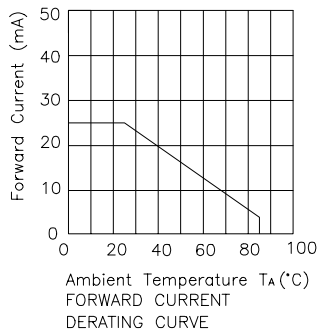
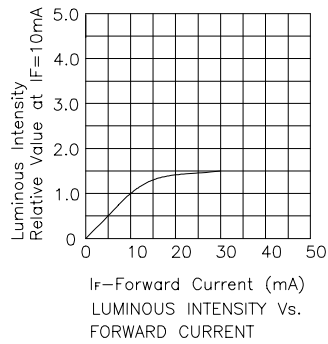
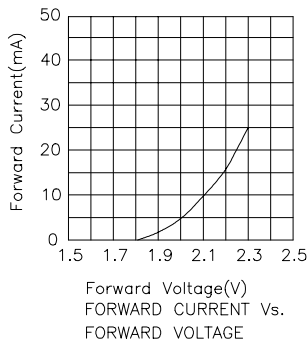
Parameter	Bright Red	High Efficiency Red	Green	Yellow	Units
Power dissipation	120	105	105	105	mW
DC Forward Current	25	30	25	30	mA
Peak Forward Current [1]	120	160	140	140	mA
Reverse Voltage	5	5	5	5	V
Operation/Storage Temperature	-40°C To +85°C				
Lead Solder Temperature [2]	260°C For 5 Seconds				

Notes:

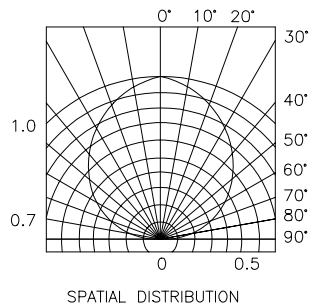
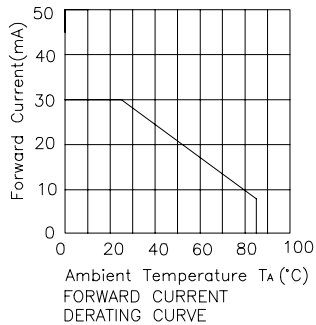
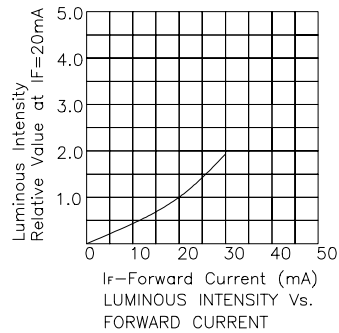
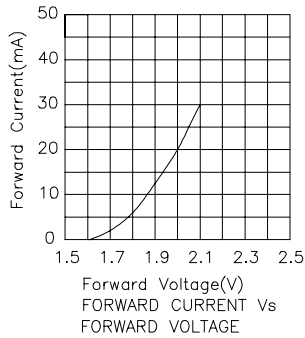
1. 1/10 Duty Cycle, 0.1ms Pulse Width.
2. 4mm below package base.



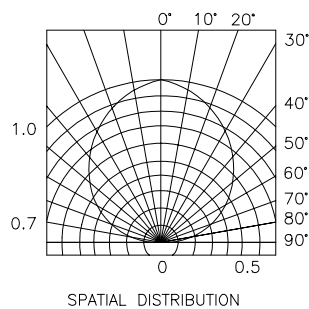
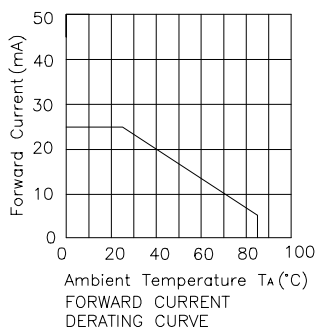
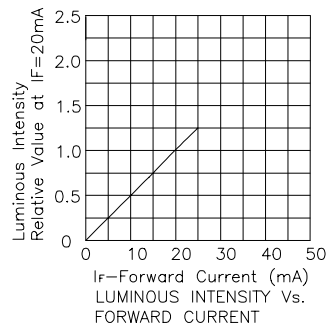
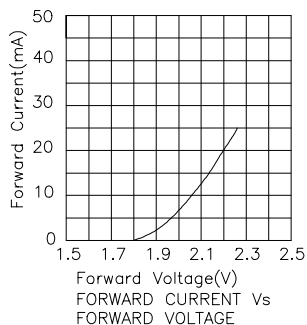
Bright Red L503HDT



High Efficiency Red L503IDT



Green L503GDT



Yellow L503YDT

