

Features

- TWO BLUE, ONE GREEN AND ONE RED CHIPS IN ONE PACKAGE.
- CAN PRODUCE ANY COLOR IN VISIBLE SPECTRUM, INCLUDING WHITE LIGHT.
- WIDE VIEWING ANGLE FOR DIFFUSED LENS AND HIGH INTENSITY FOR WATER CLEAR LENS.

LF819EMBGMBBC HIGH EFFICIENCY RED / BLUE / GREEN

Description

The Green source color devices are made with Gallium Phosphide Green Light Emitting Diode.

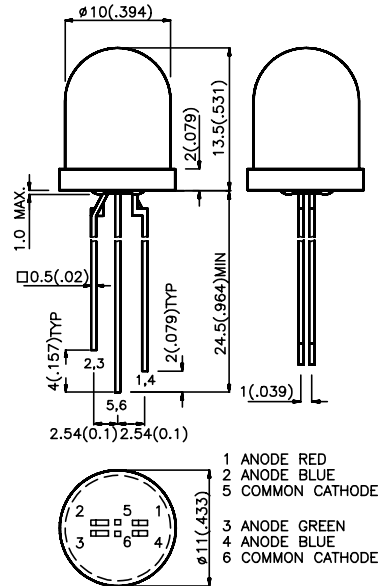
The High Efficiency Red source color devices are made with Gallium Arsenide Phosphide on Gallium Phosphide Orange Light Emitting Diode.

The Blue source color devices are made with GaN on SiC Light Emitting Diode.

Static electricity and surge damage the LEDs. It is recommended to use a wrist band or anti-electrostatic glove when handling the LEDs.

All devices, equipment and machinery must be electrically grounded.

Package Dimensions



Notes:

1. All dimensions are in millimeters (inches).
2. Tolerance is $\pm 0.25(0.01)$ unless otherwise noted.
3. Lead spacing is measured where the lead emerge package.
4. Specifications are subjected to change without notice.

Selection Guide

Part No.	Dice	Lens Type	Iv (mcd) @ 20 mA		Viewing Angle
			Min.	Typ.	
LF819EMBGMBBC	HIGH EFFICIENCY RED (GaAsP/GaP)	WATER CLEAR	80	170	30°
	BLUE(GaN)		20	40	
	GREEN (GaP)		100	150	
	BLUE(GaN)		20	40	

Note:

1. $\theta 1/2$ is the angle from optical centerline where the luminous intensity is 1/2 the optical centerline value.

Electrical / Optical Characteristics at T_A=25°C

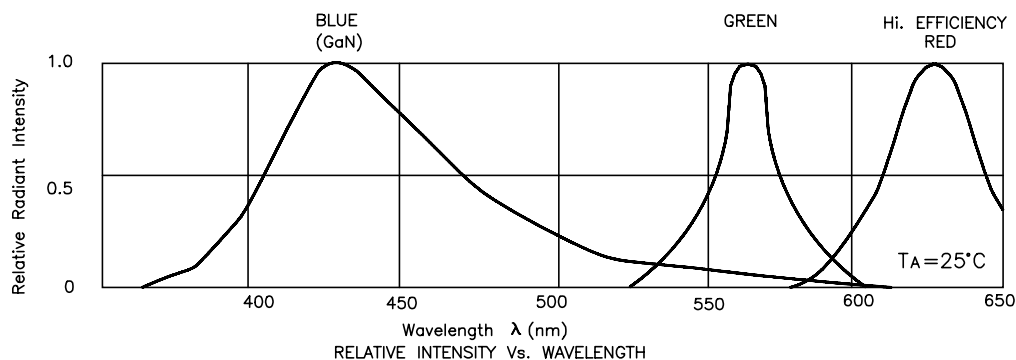
Symbol	Parameter	Device	Typ.	Max.	Units	Test Conditions
λ_{peak}	Peak Wavelength	High Efficiency Red Green Blue	625 565 430		nm	IF=20mA
$\Delta\lambda_{1/2}$	Spectral Line Halfwidth	High Efficiency Red Green Blue	45 30 65		nm	IF=20mA
C	Capacitance	High Efficiency Red Green Blue	45 100		pF	VF=0V;f=1MHz
V _F	Forward Voltage	High Efficiency Red Green Blue	2.0 2.2 4.5	2.5 2.5 5.5	V	IF=20mA
I _R	Reverse Current	All	10		uA	VR = 5V

Absolute Maximum Ratings at T_A=25°C

Parameter	High Efficiency Red	Green	Blue	Units
Power dissipation	105	105	105	mW
DC Forward Current	30	25	30	mA
Peak Forward Current [1]	150	150	200	mA
Reverse Voltage	5	5	5	V
Operating/Storage Temperature	-40°C To +85°C			
Lead Soldering Temperature [2]	260°C For 5 Seconds			

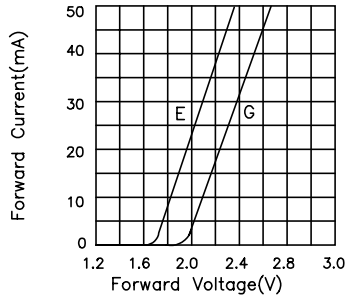
Notes:

- 1/10 Duty Cycle, 0.1ms Pulse Width.
- 4mm below package base.

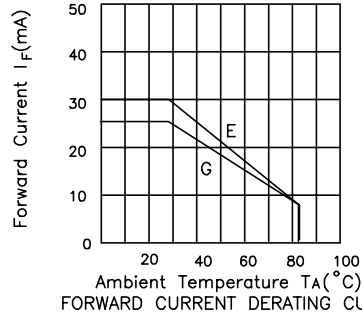


LF819EMBGMB

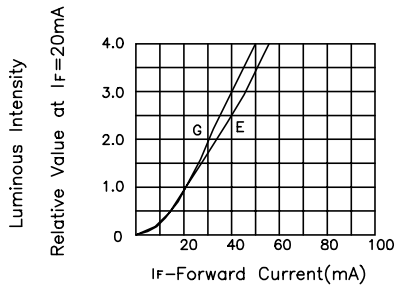
High Efficiency Red / Green



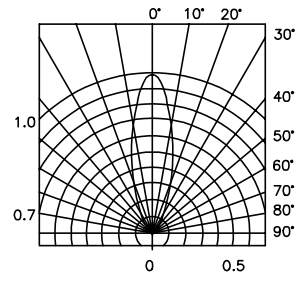
FORWARD CURRENT Vs. FORWARD VOLTAGE



FORWARD CURRENT DERATING CURVE

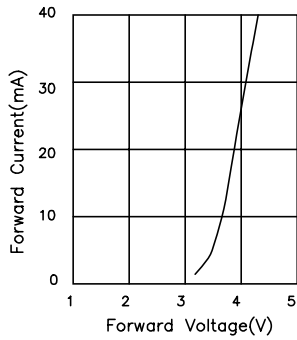


LUMINOUS INTENSITY Vs. FORWARD CURRENT

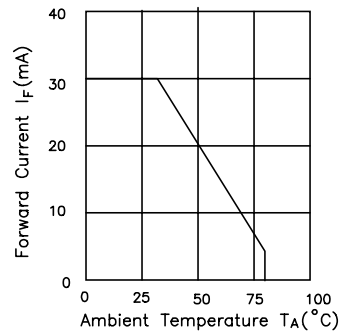


SPATIAL DISTRIBUTION

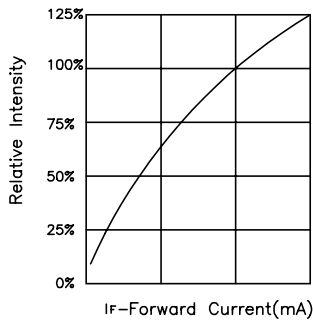
Blue



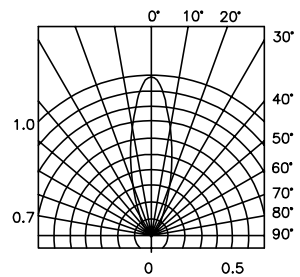
FORWARD CURRENT Vs. FORWARD VOLTAGE



FORWARD CURRENT DERATING CURVE



RELATIVE INTENSITY Vs. FORWARD CURRENT



SPATIAL DISTRIBUTION