

PSA05-11 PSC05-11
 PSA05-12 PSC05-12

Features

- 0.5 INCH CHARACTER HEIGHT.
- LOW CURRENT OPERATION.
- HIGH CONTRAST AND LIGHT OUTPUT.
- COMMON CATHODE AND COMMON ANODE AVAILABLE.
- EASY MOUNTING ON P.C. BOARDS OR SOCKETS.
- CATEGORIZED FOR LUMINOUS INTENSITY, YELLOW AND GREEN CATEGORIZED FOR COLOR.
- MECHANICALLY RUGGED.
- STANDARD : GRAY FACE, WHITE SEGMENT.

Description

The Bright Red source color devices are made with Gallium Phosphide Red Light Emitting Diode.

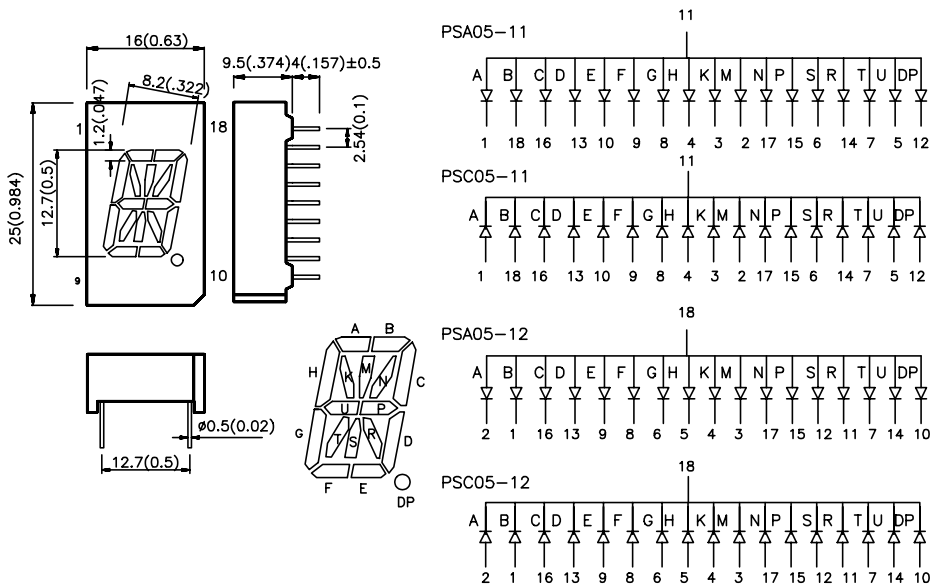
The High Efficiency Red source color devices are made with Gallium Arsenide Phosphide on Gallium Phosphide Orange Light Emitting Diode.

The Green source color devices are made with Gallium Phosphide Green Light Emitting Diode.

The Yellow source color devices are made with Gallium Arsenide Phosphide on Gallium Phosphide Yellow Light Emitting Diode.

The Super Bright Red source color devices are made with Gallium Aluminum Arsenide Red Light Emitting Diode.

Package Dimensions & Internal Circuit Diagram



Notes:
 1. All dimensions are in millimeters (inches), Tolerance is ±0.25(0.01") unless otherwise noted.
 2. Specifications are subjected to change without notice.

Selection Guide

| Part No. | Dice | Iv (ucd) @ 10 mA | | Description |
|------------------------------|---------------------------------|---------------------|-------|----------------------------------|
| | | Min. | Typ. | |
| PSA05-11HWA PSA05-12HWA | BRIGHT RED (GaP) | 800 | 1900 | Common Anode, Rt. Hand Decimal |
| PSC05-11HWA PSC05-12HWA | | | | Common Cathode, Rt. Hand Decimal |
| PSA05-11EWA PSA05-12EWA | HIGH EFFICIENCY RED (GaAsP/GaP) | 1200 | 4100 | Common Anode, Rt. Hand Decimal |
| PSC05-11EWA PSC05-12EWA | | | | Common Cathode, Rt. Hand Decimal |
| PSA05-11GWA PSA05-12GWA | GREEN (GaP) | 1900 | 4700 | Common Anode, Rt. Hand Decimal |
| PSC05-11GWA PSC05-12GWA | | | | Common Cathode, Rt. Hand Decimal |
| PSA05-11YWA PSA05-12YWA | YELLOW (GaAsP/GaP) | 1200 | 3000 | Common Anode, Rt. Hand Decimal |
| PSC05-11YWA PSC05-12YWA | | | | Common Cathode, Rt. Hand Decimal |
| PSA05-11SRWA PSA05-12SRWA | SUPER BRIGHT RED (GaAlAs) | 8000 | 18000 | Common Anode, Rt. Hand Decimal |
| PSC05-11SRWA PSC05-12SRWA | | | | Common Cathode, Rt. Hand Decimal |

Electrical / Optical Characteristics at T_A=25°C

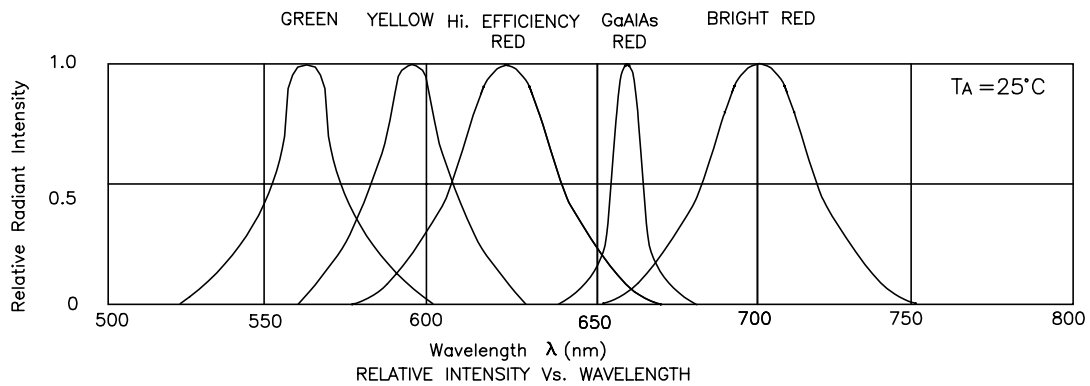
| Symbol | Parameter | Device | Typ. | Max. | Units | Test Conditions |
|-----------------------|-------------------------|--|----------------------------------|---------------------------------|-------|-----------------|
| λ_{peak} | Peak Wavelength | Bright Red High Efficiency Red Green Yellow Super Bright Red | 700 625 565 590 660 | | nm | IF=20mA |
| $\Delta\lambda_{1/2}$ | Spectral Line Halfwidth | Bright Red High Efficiency Red Green Yellow Super Bright Red | 45 45 30 35 20 | | nm | IF=20mA |
| C | Capacitance | Bright Red High Efficiency Red Green Yellow Super Bright Red | 40 12 45 10 95 | | pF | VF=0V;f=1MHz |
| V _F | Forward Voltage | Bright Red High Efficiency Red Green Yellow Super Bright Red | 2.0 2.0 2.2 2.1 1.85 | 2.5 2.5 2.5 2.5 2.5 | V | IF=20mA |
| I _R | Reverse Current | All | | 10 | uA | VR = 5V |

Absolute Maximum Ratings at $T_A=25^\circ\text{C}$

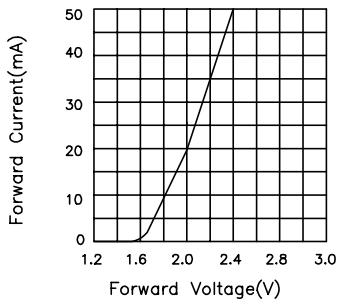
| Parameter | Bright Red | High Efficiency Red | Green | Yellow | Super Bright Red | Units |
|--------------------------------|---------------------|---------------------|-------|--------|------------------|-------|
| Power dissipation | 120 | 105 | 105 | 105 | 100 | mW |
| DC Forward Current | 25 | 30 | 25 | 30 | 30 | mA |
| Peak Forward Current [1] | 150 | 150 | 150 | 150 | 150 | mA |
| Reverse Voltage | 5 | 5 | 5 | 5 | 5 | V |
| Operating/Storage Temperature | -40°C To +85°C | | | | | |
| Lead Soldering Temperature [2] | 260°C For 5 Seconds | | | | | |

Notes:

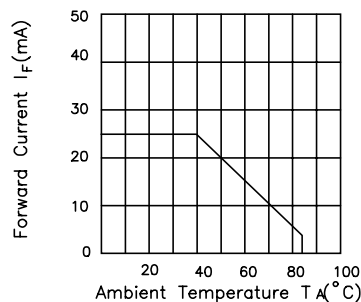
- 1/10 Duty Cycle, 0.1ms Pulse Width.
2. 4mm below package base.



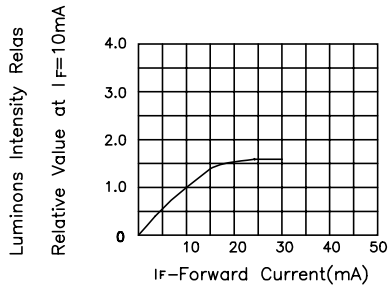
Bright Red



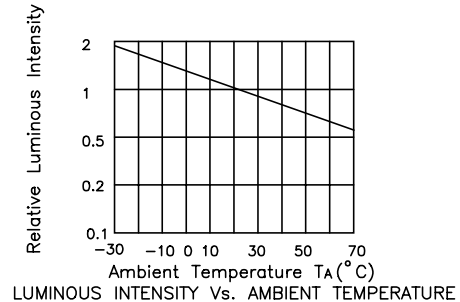
FORWARD CURRENT Vs. FORWARD VOLTAGE



FORWARD CURRENT DERATING CURVE

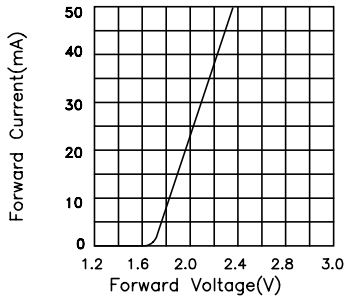


LUMINOUS INTENSITY Vs. FORWARD CURRENT

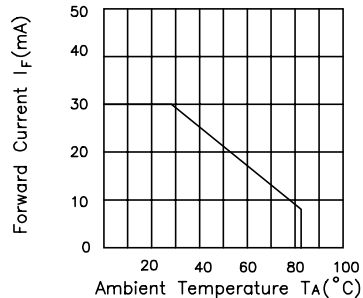


LUMINOUS INTENSITY Vs. AMBIENT TEMPERATURE

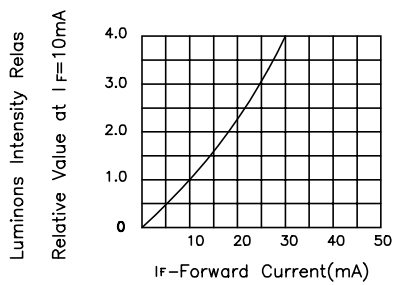
High Efficiency Red



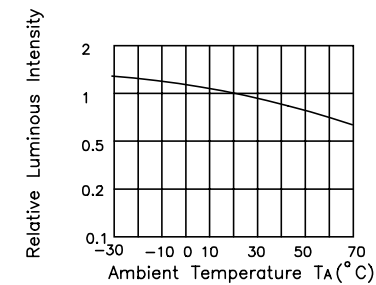
FORWARD CURRENT Vs. FORWARD VOLTAGE



FORWARD CURRENT DERATING CURVE

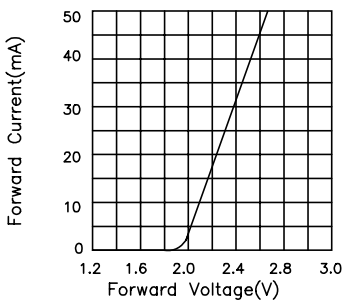


LUMINOUS INTENSITY Vs. FORWARD CURRENT

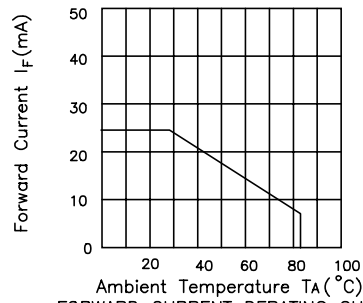


LUMINOUS INTENSITY Vs. AMBIENT TEMPERATURE

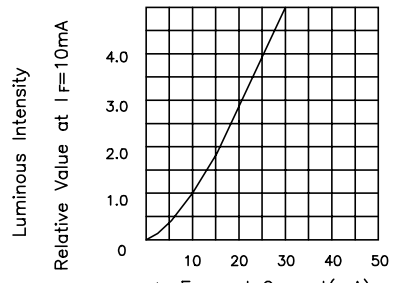
Green



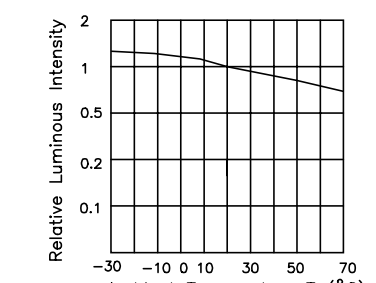
FORWARD CURRENT Vs. FORWARD VOLTAGE



FORWARD CURRENT DERATING CURVE

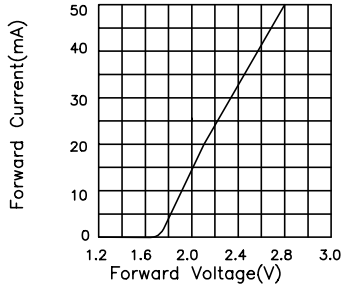


LUMINOUS INTENSITY Vs. FORWARD CURRENT

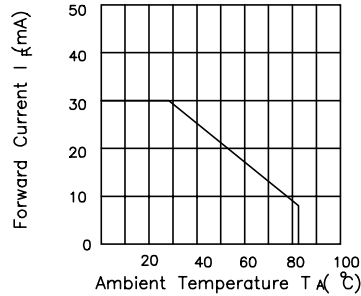


LUMINOUS INTENSITY Vs. AMBIENT TEMPERATURE

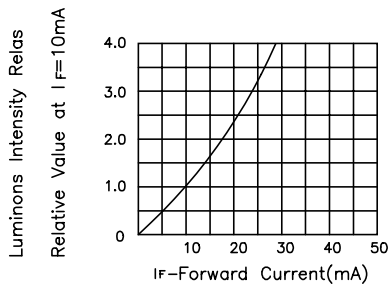
Yellow



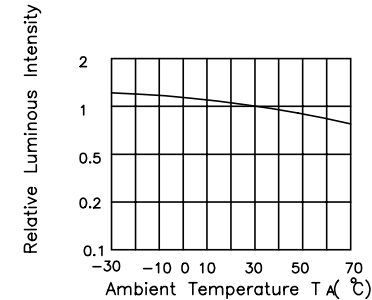
FORWARD CURRENT Vs. FORWARD VOLTAGE



FORWARD CURRENT DERATING CURVE

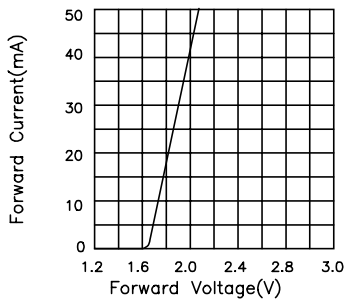


LUMINOUS INTENSITY Vs. FORWARD CURRENT

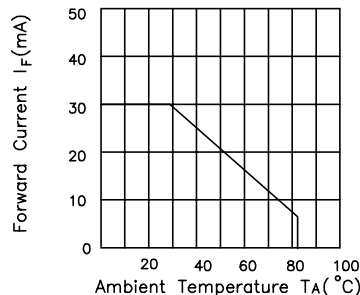


LUMINOUS INTENSITY Vs. AMBIENT TEMPERATURE

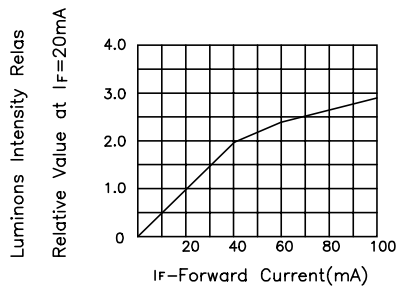
Super Bright Red



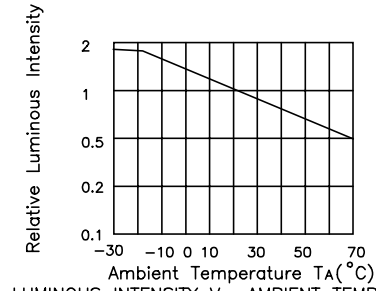
FORWARD CURRENT Vs. FORWARD VOLTAGE



FORWARD CURRENT DERATING CURVE



LUMINOUS INTENSITY Vs. FORWARD CURRENT



LUMINOUS INTENSITY Vs. AMBIENT TEMPERATURE