


FXO-61F

Miniature Clock Crystal Oscillator

Features

- Ultra-thin, thickness (5×3.2×1.2mm).
- It is a compact and thin ceramic package with a matalized lead for surface mounting that is able to be automatically loaded.
- Reflow soldering is possible.
- CMOS, TTL IC direct drive is possible. Depending upon the frequency band, there is also a crystal oscillator with a CMOS-IC with a tri-state function built in.
- Use in the broad frequency band from 1.8MHz to 50MHz is possible.

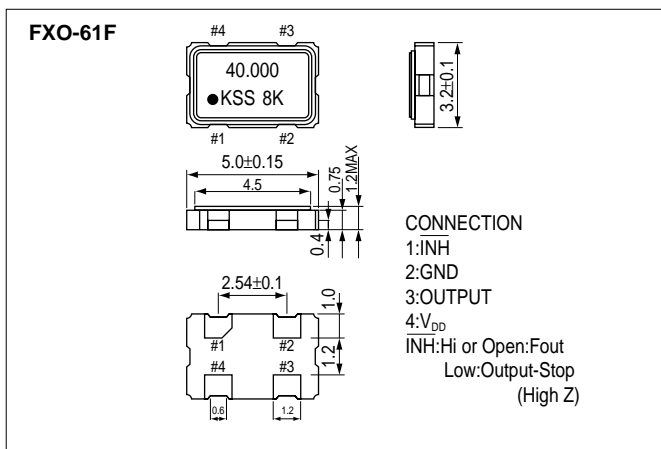


Specifications

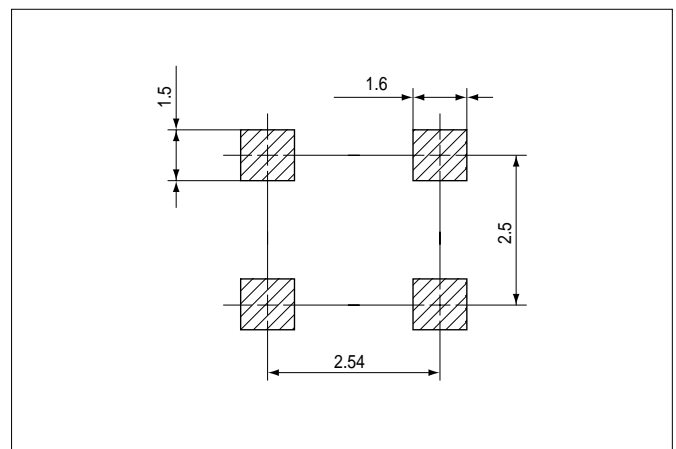
Item	Type	FXO-61F	FXO-61FH	FXO-61FT	FXO-61FL
Application		C-MOS Output Type	C-MOS Output Heavy Load Type	TTL Output Type	Low Voltage Type
Frequency Range		1.8~50MHz			
Standard Frequency		*1			
Frequency Stability		±100×10 ⁻⁶			
Operating Temperature Range		-10~+70°C			
Storage Temperature Range		-55~+125°C			
Supply Voltage		5V±0.5V			3.3V±0.3V
Current		25mA MAX.	25mA MAX. (1.8~15.0MHz) 30mA MAX. (15.1~32.0MHz) 45mA MAX. (32.1~50.0MHz)	18mA MAX. (1.8~39.9MHz) 25mA MAX. (40.0~50.0MHz)	
Load		15pF (LS10TTL)	50pF (10TTL)	20pF (5TTL)	
Output Level		V _{OH} : 0.9×V _{DD} MIN. V _{OL} : 0.5V MAX.			V _{OH} : 0.9×V _{DD} MIN. V _{OL} : 0.4V MAX.
Output Symmetry		40~60%(VT=1/2V _{DD})		40~60%(VT=1.4V)	40~60%(VT=1/2V _{DD})
Rise Time/Fall Time		10ns MAX.		6ns MAX.	
Start-up Time		10ms MAX.			
Vibration		10~55Hz Amplitude 1.5mm, Cycle 2 minute, 3 direction, 2 hour each			
Shock		1000G			
Weight		0.1g			

*1 Please contact us for standard frequency.

Outline



Land Pattern(reference)



Dimensions(mm)