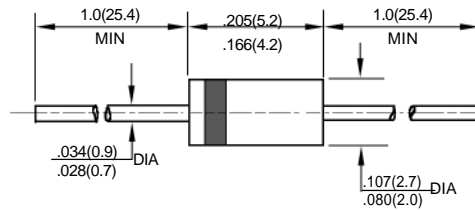


SB120-SB160

肖特基二极管
SCHOTTKY BARRIER DIODES

| 型号 TYPE | 最大反向 峰值电压 Maximum Peak Reverse Voltage | 最大平均 正向电流 Maximum Average Rectified Current @ Half-Wave Resistive Load 60Hz | | 最大正向 浪涌电流 Maximum Forward Peak Surge Current @ 8.3ms Superimposed | 最大反向 漏电电流 Maximum Reverse Current @ PRV @ T _A =25°C | 最大正向电压 Maximum Forward Voltage @ T _A =25°C | | 外型尺寸 Package Dimensions |
|------------|---|---|-------------------------|---|--|---|-----------------|-------------------------------|
| | PRV | I _o @ T _L | I _{FM} (Surge) | I _R | I _{FM} | V _{FM} | | |
| | V _{PK} | A _{AV} | °C | A _{PK} | mAdc | A _{PK} | V _{PK} | |
| SB120 | 20 | 1.0 | 75 | 40 | 0.5 | 1.0 | 0.50 | DO - 41 |
| SB130 | 30 | | 75 | 40 | 0.5 | | 0.50 | |
| SB140 | 40 | | 75 | 40 | 0.5 | | 0.50 | |
| SB150 | 50 | | 75 | 40 | 0.5 | | 0.7 | |
| SB160 | 60 | | 75 | 40 | 0.5 | | 0.7 | |



DO - 41

SB120-SB160

肖特基二极管额定值与特性曲线

SCHOTTKY DIODE RATING & CHARACTERISTIC CURVES

FIG. 1 - FORWARD CURRENT DERATING CURVE

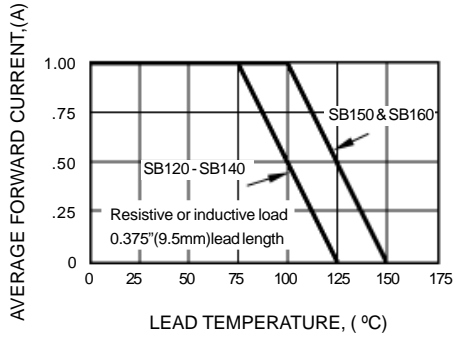


FIG. 2 - MAXIMUM NON-REPETITIVE PEAK FOWARD SURGE CURRENT

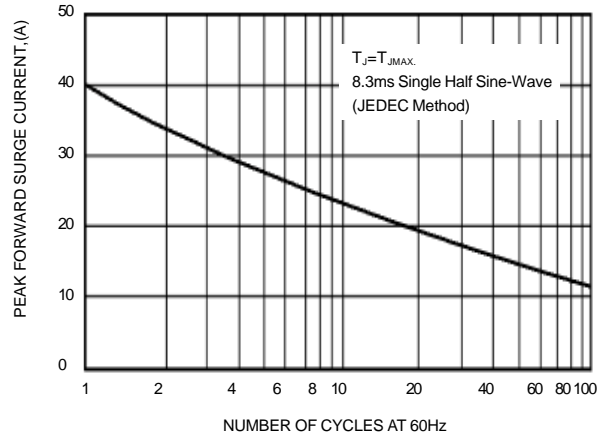


FIG. 3 - TYPICAL INSTANTANEOUS FORWARD CHARACTERISTICS

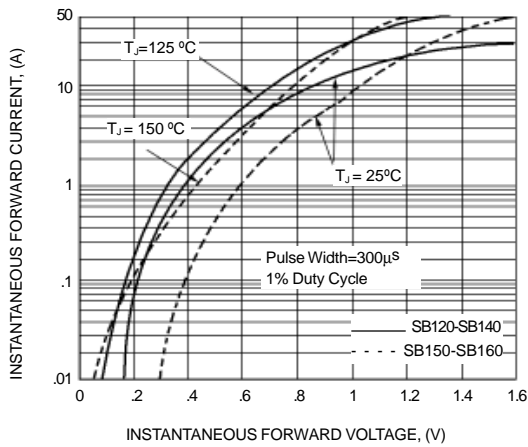


FIG. 4 - TYPICAL REVERSE CHARACTERISTICS

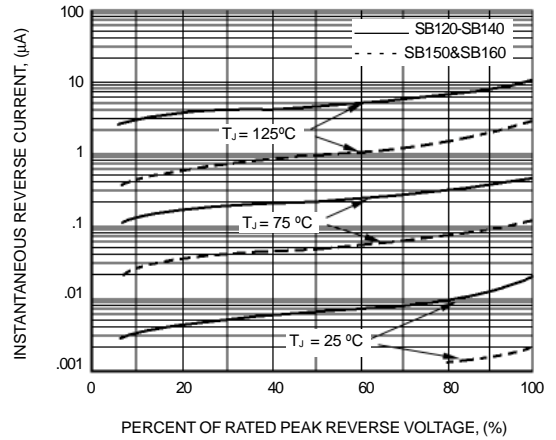


FIG. 5 - TYPICAL JUNCTION CAPACITANCE

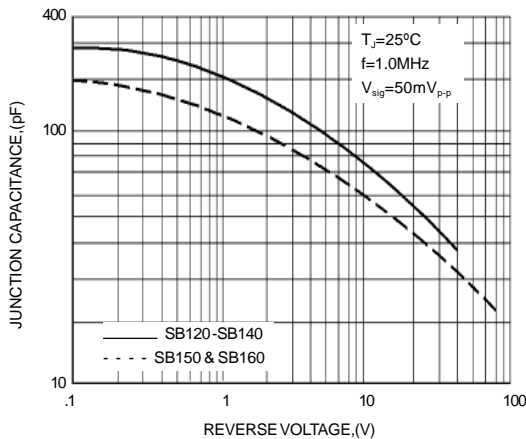


FIG. 6 - TYPICAL TRANSIENT THERMAL IMPEDANCE

