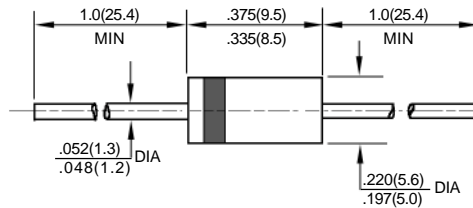


1N5820-1N5822

## 肖特基二极管

## SCHOTTKY BARRIER DIODES

型号 TYPE	最大反向 峰值电压 Maximum Peak Reverse Voltage	最大平均 正向电流 Maximum Average Rectified Current @ Half-Wave Resistive Load 60Hz		最大正 向 浪 涌 电 流 Maximum Forward Peak Surge Current @ 8.3ms Superimposed	最大反向 漏电电流 Maximum Reverse Current @ PRV @ T <sub>A</sub> =25°C	最大正向电压 Maximum Forward Voltage @ T <sub>A</sub> =25°C		外型尺寸 Package Dimensions
	PRV	I <sub>O</sub> @ T <sub>L</sub>		I <sub>FM</sub> (Surge)	I <sub>R</sub>	I <sub>FM</sub>	V <sub>FM</sub>	
	V <sub>PK</sub>	A <sub>AV</sub>	°C	A <sub>PK</sub>	mAdc	A <sub>PK</sub>	V <sub>PK</sub>	
1N5820	20	3.0	95	80	2.0	3.0	0.475	DO-201AD
1N5821	30		95		2.0		0.500	
1N5822	40		95		2.0		0.525	



DO – 201AD

# 1N5820-1N5822

## 肖特基二极管额定值与特性曲线

## SCHOTTKY DIODE RATING & CHARACTERISTIC CURVES

FIG. 1 - FORWARD CURRENT DERATING CURVE

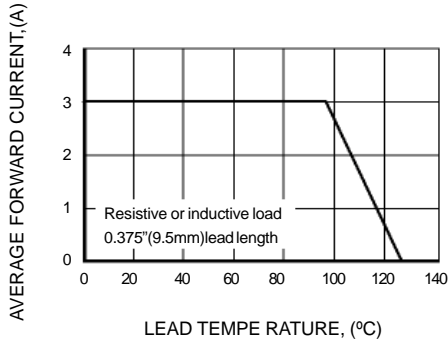


FIG.2 - MAXIMUM NON-REPETITIVE FOWARD SURGE CURRENT

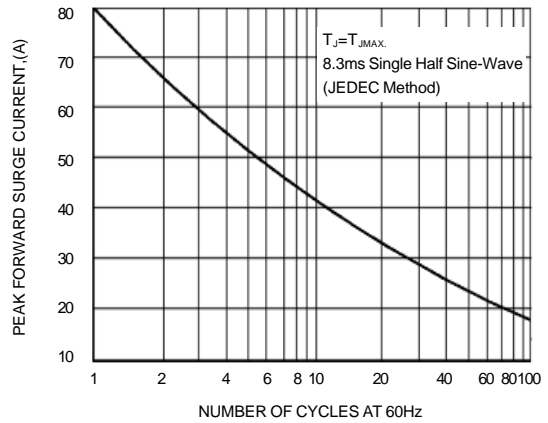


FIG. 3 - TYPICAL INSTANTANEOUS FORWARD CHARACTERISTICS

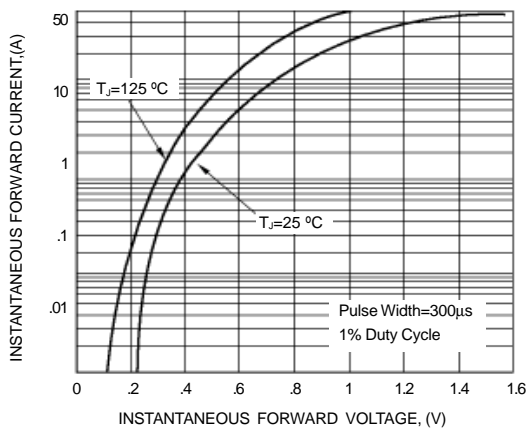


FIG. 4 - TYPICAL REVERSE CHARACTERISTICS

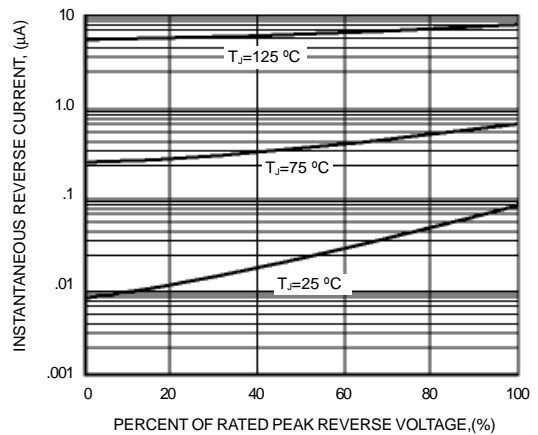


FIG. 5 - TYPICAL JUNCTION CAPACITANCE

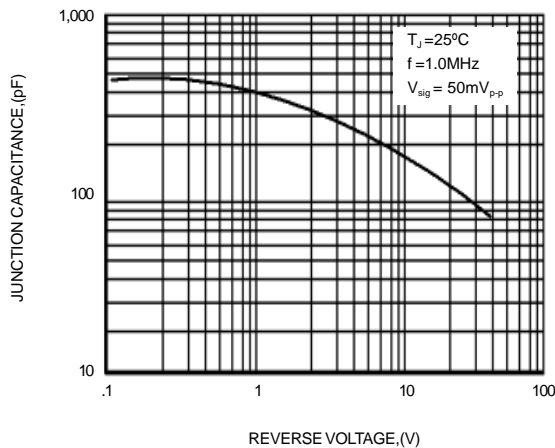


FIG. 6 - TYPICAL TRANSIENT THERMAL IMPEDANCE

