



# “The Powerpuck” GPS Antenna



## Features

- Lightning Protection
- Groundplane Independent
- Multiple Connector and Mount Options
- Choice of Random Colors
- Optional Mounting Kit Available

## Description

Designed to operate in all climates and conditions, the “Powerpuck” is an amplified low-profile micropatch. Connector, mount, and color options combine with its small footprint to allow easy integration into most platforms.



## Applications

- Marine and Vehicular Navigation
- Fixed Site
- General Purpose

## Specifications

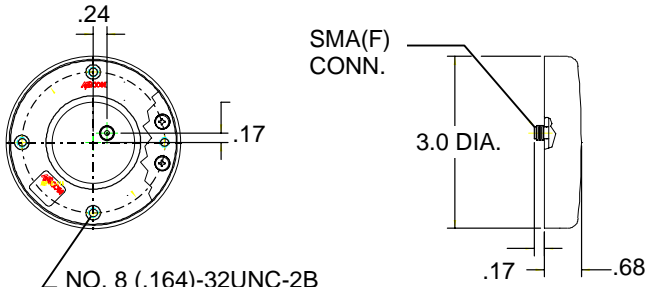
Frequency	1575 MHz ± 2 MHz
Polarization	Right Hand Circular
Gain, Zenith	3.5 dBic
Gain, +10 degrees	-3.0 dBic
VSWR	2.0:1
Amplifier Gain	26 dB
Amplifier Noise Figure	2.5 dB typical
DC Voltage	5 Vdc
DC Current	25 mA typical
Pre-Amp Filtering	25 dB ± 140 MHz
Radome Color	White (other colors available)
Operating Temperature	-40° C to +85° C
Weight	150 grams max (ANP-C-114, ANP-C-114-4); 200 grams max (ANP-C-114-5)
Military Standards:	DO-160C, MIL-STD-810C, MIL-STD-810 (ANPC-114-4)

## Connector Information

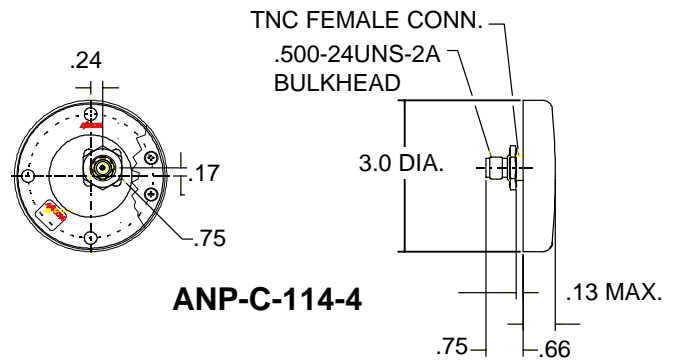
Part Number	Output Connector	Mount
ANP-C-114	SMA Female	Bottom
ANP-C-114-4	TNC Female	Bottom Bulkhead
ANP-C-114-5	SMA Female	Side Magnetic

V4.00

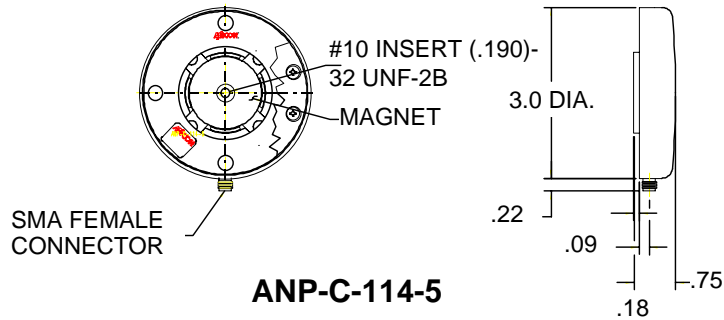




**ANP-C-114**



**ANP-C-114-4**



**ANP-C-114-5**

