

# Power Dividers, 2, 3, 4, 6 and 8-Way

## 800-900, 890-960, or 1700-1900 MHz

### 2089 Series

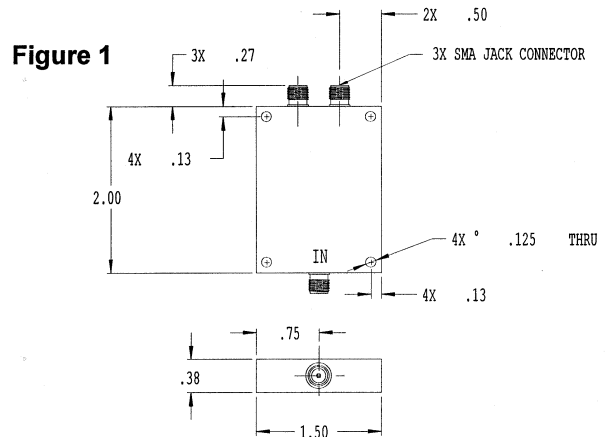
V2.00

### Features

- Type SMA jack
- Low Loss
- High Isolation
- May be used as High Power Combiner (Consult Factory).

### Description

M/A-COM's 2089 Series of 2, 3, 4, 6 and 8-Way Power Dividers provide several output choices over 3 frequency ranges. These dividers are provided with standard Type SMA jacks.



### Ordering Information and Typical Performance Specifications

Part Number	Frequency (MHz)	Figure	VSWR (Max)	Insertion Loss (dB) Max	Isolation (dB) min	Amplitude Balance
2089-6217-00	800-900	1	1.2:1	.2	20	.2
2089-6218-00	890-960	1	1.2:1	.2	20	.2
2089-6219-00	1700-1900	1	1.2:1	.25	20	.2
2089-6317-00	800-900	2	1.25:1	.3	20	.3
2089-6318-00	890-960	2	1.25:1	.3	20	.3
2089-6319-00	1700-1900	2	1.3:1	.4	20	.4
2089-6417-00	800-900	3	1.2:1	.3	20	.25
2089-6418-00	890-960	3	1.2:1	.3	20	.25
2089-6419-00	1700-1900	3	1.2:1	.4	20	.3
2089-6617-00	800-900	4	1.2:1	.35	20	.4
2089-6618-00	890-960	4	1.2:1	.35	20	.4
2089-6619-00	1700-1900	4	1.3:1	.5	20	.5
2089-6817-00	800-900	5	1.2:1	.4	20	.4
2089-6818-00	890-960	5	1.2:1	.4	20	.4
2089-6819-00	1700-1900	5	1.3:1	.5	20	.5

**Input Power:** 4.0 Watts Maximum.

**Impedance:** 50 Ohms nominal.

Figure 2

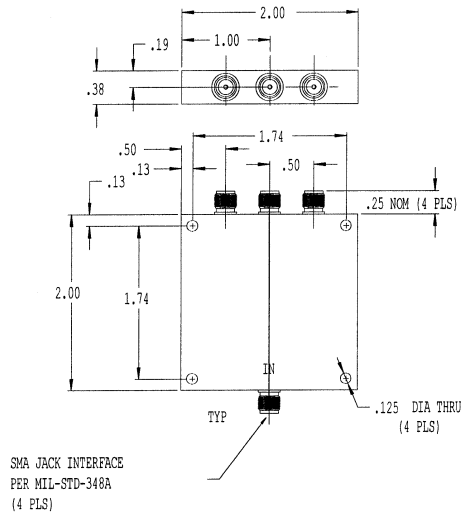


Figure 3

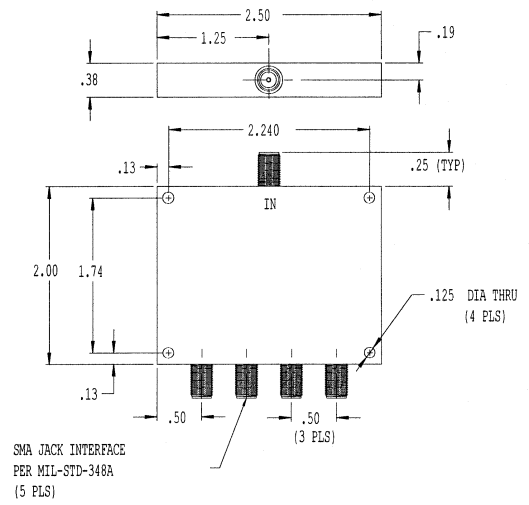


Figure 4

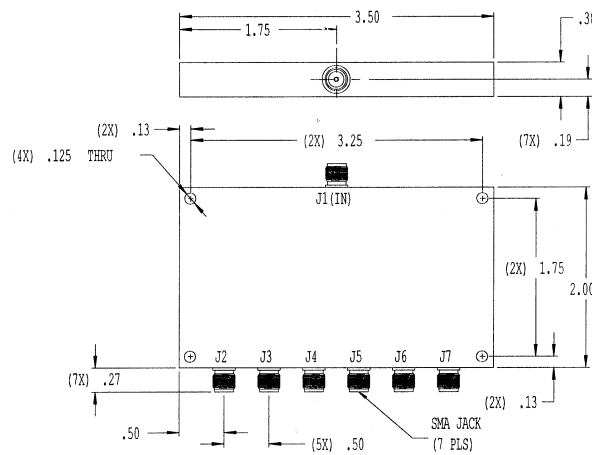


Figure 5

