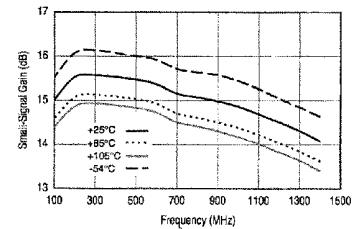




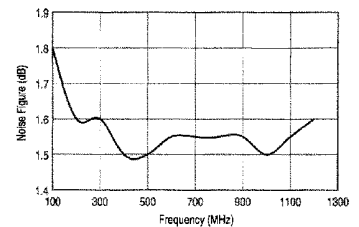
### Typical Performance @ 25°C

Characteristics	Typical	Guaranteed	
		0° to 50°C	-54° to +85°C
Frequency			
Small Signal Gain (min.)			
Gain Flatness (max.)			
Reverse Isolation			
Noise Figure (max.)			
Power Output @ 1 dB comp. (min.)			
IP3			
IP2			
Second Order Harmonic IP			
VSWR Input / Output (max.)			
DC Current @ 15 Volts (max.)			

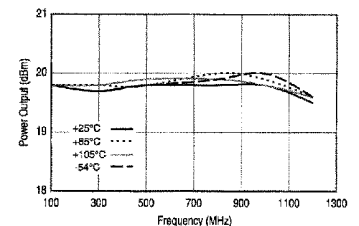
#### Small Signal Gain



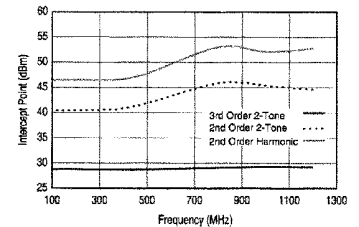
#### Noise Figure



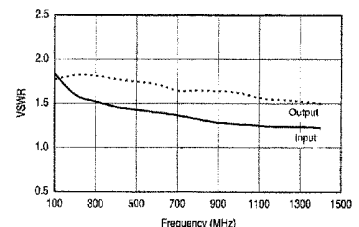
#### Power Output (1dB Gain Compression)



#### Intercept Point



#### VSWR



### Absolute Maximum Ratings

- Storage Temperature
- Max. Case Temperature
- Max. DC Voltage
- Max. Continuous RF Input Power
- Max. Short Term RF Input Power (1 minute max.)
- Max. Peak Power (3 μsec max.)
- “S” Series Burn-in Temperature (Case)

### Thermal Data: $V_{cc} = 15 \text{ Vdc}$

- Thermal Resistance  $\theta_{jc}$
- Transistor Power Dissipation  $P_d$
- Junction Temperature Rise Above Case  $T_{jc}$

### Outline Drawings

Package Figure Model	TO-8	Surface Mount	SMA Connectorized