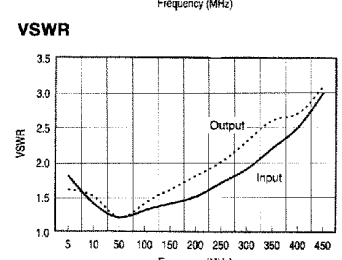
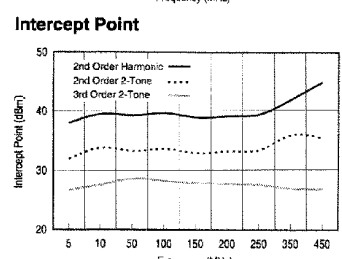
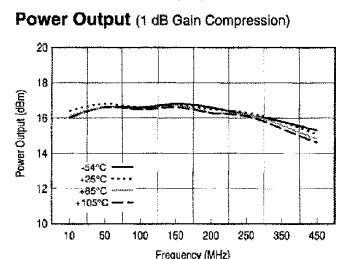
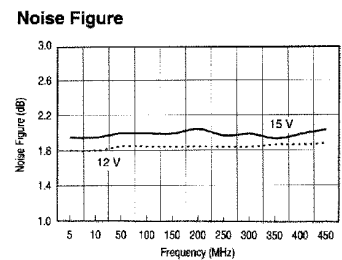
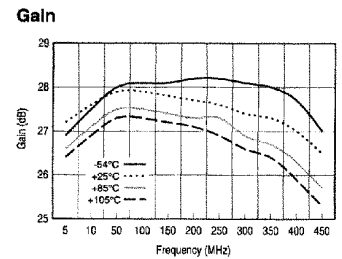


Typical Performance @ 25°C

| Characteristics | Typical | Guaranteed | |
|----------------------------------|---------|------------|---------------|
| | | 0° to 50°C | -54° to +85°C |
| Frequency | | | |
| Small Signal Gain (min.) | | | |
| Gain Flatness (max.) | | | |
| Reverse Isolation | | | |
| Noise Figure (max.) | | | |
| Power Output @ 1 dB comp. (min.) | | | |
| IP3 | | | |
| IP2 | | | |
| Second Order Harmonic IP | | | |
| VSWR Input / Output (max.) | | | |
| DC Current @ | | | |



Absolute Maximum Ratings

| |
|--|
| Storage Temperature |
| Max. Case Temperature |
| Max. DC Voltage |
| Max. Continuous RF Input Power |
| Max. Short Term RF Input Power (1 minute max.) |
| Max. Peak Power (3 μsec max.) |
| “S” Series Burn-in Temperature (Case) |

Thermal Data: V_{cc} = 15 Vdc

| |
|---|
| Thermal Resistance θ_{jc} |
| Transistor Power Dissipation P_d |
| Junction Temperature Rise Above Case T_{jc} |

Outline Drawings

| | | | |
|---------|------|---------------|-------------------|
| Package | TO-8 | Surface Mount | SMA Connectorized |
| Figure | | | |