


E-Series 2-Way 0° Power Divider 5 - 1000 MHz

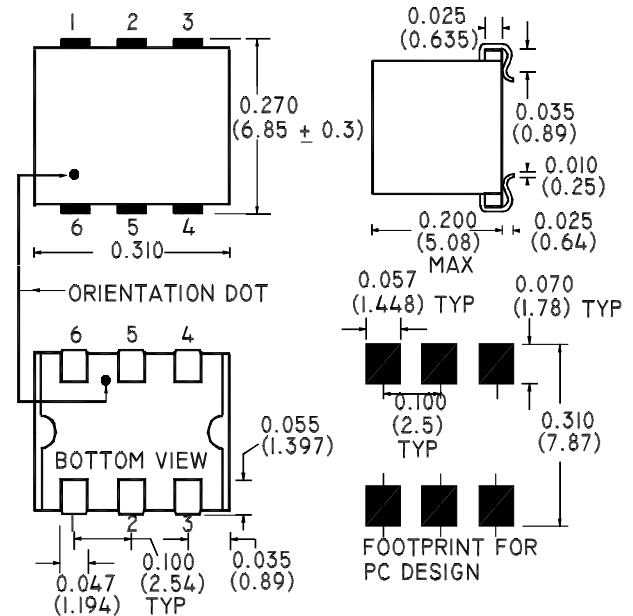


Features

- 2 Way
- 0 Degree
- Surface Mount
- 75 Ohm



SM-44 Package



Description

M/A-COM's ESSMJ-2-12-75 is a 2 Way 0° Power Divider in a low cost, surface mount package. Ideally suited for high volume CATV applications.

Electrical Specifications @25°C

Parameter	Units	Typical	Minimum	Maximum
Frequency Range	5 - 1000	MHz	—	—
Insertion Loss	5 - 400 MHz	dB	0.4	0.6
	400 - 500 MHz	dB	0.5	0.7
	500 - 1000 MHz	dB	0.9	1.2
Isolation	5 - 400 MHz	dB	35	27
	400 - 500 MHz	dB	30	24
	500 - 1000 MHz	dB	20	19
Amplitude Unbalance	5 - 400 MHz	dB	—	0.2
	400 - 500 MHz	dB	—	0.3
	500 - 1000 MHz	dB	—	0.6
Phase Unbalance	5 - 400 MHz	°	—	1.0°
	400 - 500 MHz	°	—	2.0°
	500 - 1000 MHz	°	—	4.0°
Output Return Loss	5 - 40 MHz	dB	20	13
	40 - 860 MHz	dB	25	22
	860 - 1000 MHz	dB	25	20
Input Return Loss	5 - 40 MHz	dB	20	15
	40 - 860 MHz	dB	24	20
	860 - 1000 MHz	dB	21	17
Insertion Loss Flatness	dB	—	—	0.9

Please Note that the photograph above indicates package shape only, unit may be wired differently.

V2.00 S 1226 D

Absolute Maximum Ratings

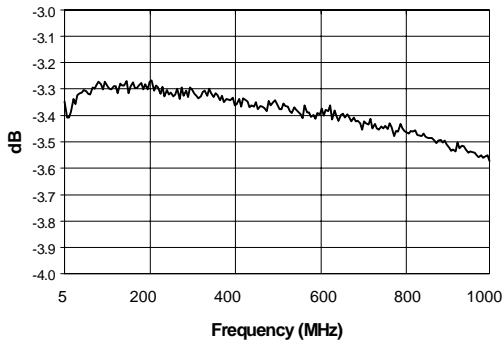
Parameter	Absolute Maximum
RF Power	1 Watt
Internal Load Dissipation	0.125 Watt
Pin Temp (10 Sec)	260°C
Storage Temperature	-55°C to 100°C
Operating Temperature	-25°C to 85°C

Functional Configuration

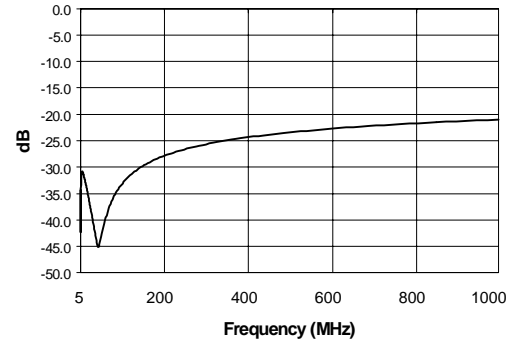
Function	Pin No.
Not Connected	2,5
External 75 Ohms	—
Ground	1
Case Ground	—
Input	6
Port 1	4
Port 2	3

Typical Performance @ +25°C

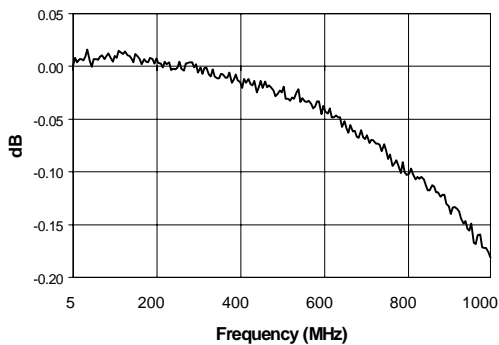
Insertion Loss



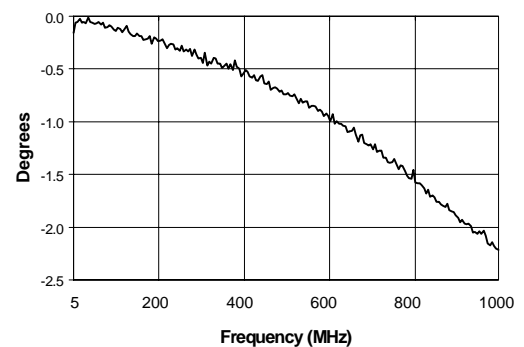
Isolation



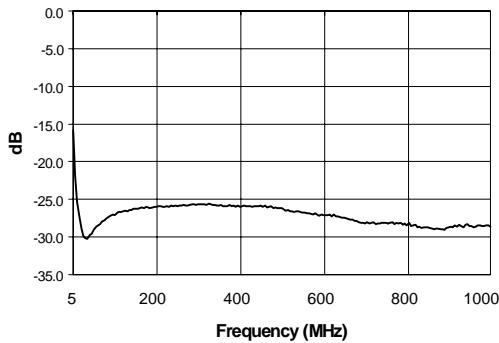
Amplitude Unbalance



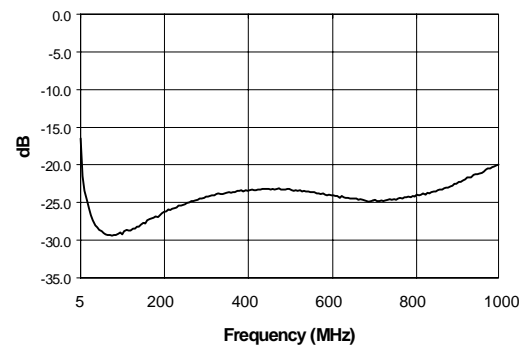
Phase Unbalance



Output Return Loss



Input Return Loss



V2.00 S 1226 D



M/A-COM Division of AMP Incorporated ■ North America: Tel. (800) 366-2266, Fax (800) 618-8883 ■ Asia/Pacific: Tel.+85 2 2111 8088, Fax +85 2 2111 8087 ■ Europe: Tel. +44 (1344) 869 595, Fax+44 (1344) 300 020

www.macom.com

AMP and Connecting at a Higher Level are trademarks. Specifications subject to change without notice.

