

# 3-Port DROP-IN CIRCULATOR / ISOLATOR

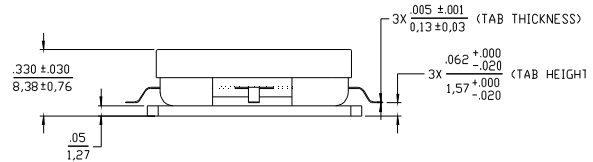
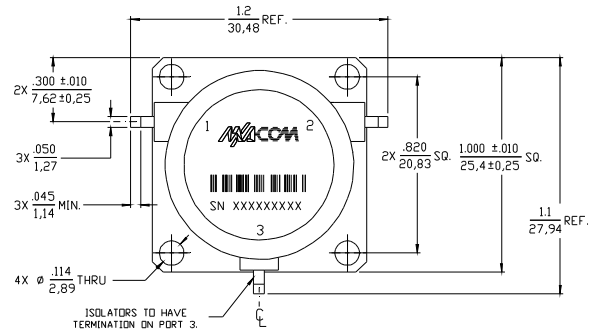
## 869 - 894 MHz

## FR11-0001, FR12-0001

### Features

V2.00

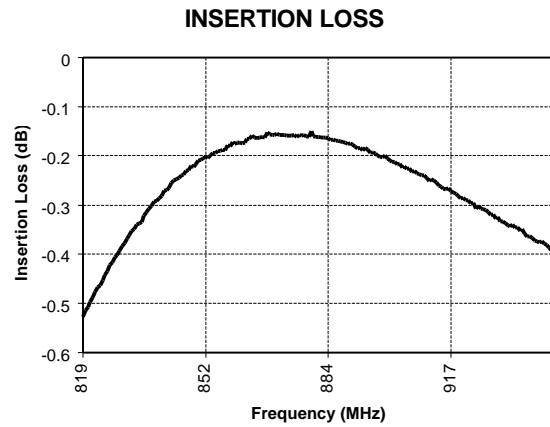
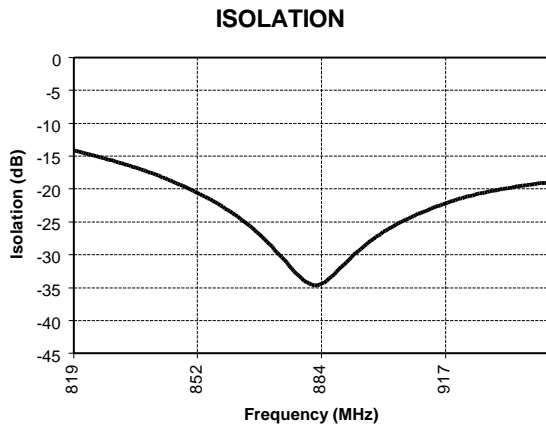
- 24 dB Isolation typical, 0.25 dB Insertion Loss typical.
- Custom products available with alternate configurations such as couplers, attenuators, higher power terminations, reverse circulation and termination on ports 1 or 2.
- Available as custom product without flange for surface mount applications. (solder reflow)
- Designed for Wireless Telecommunications Systems:  
AMPS, N-AMPS, D-AMPS



### Description

M/A-COM's drop-in circulators and isolators, designed for cellular applications, feature high performance at low cost. These designs offer the best isolation per insertion loss ratio in the industry and are currently produced in the tens of thousands of pieces per year. These units can be ordered so as to be compatible with solder reflow manufacturing techniques. Both circulators and isolators are in stock at all authorized M/A-COM distributors.

### Typical Performance, T = + 25° C



### Electrical Specifications:

- 10 to + 60° C

- 30 to + 85° C

| Parameter      | Units | - 10 to + 60° C |      |      | - 30 to + 85° C |      |      |
|----------------|-------|-----------------|------|------|-----------------|------|------|
|                |       | Min.            | Typ. | Max. | Min.            | Typ. | Max. |
| Isolation      | dB    | 22              | 24   |      | 20              | 22   |      |
| Insertion Loss | dB    |                 | 0.25 | 0.3  |                 | 0.30 | 0.35 |
| Forward Power  | Watts |                 |      | 65   |                 |      | 65   |
| VSWR           |       |                 |      | 1.20 |                 |      | 1.22 |

### Ordering Information

| Part Number | Device Type |
|-------------|-------------|
| FR11-0001   | Circulator  |
| FR12-0001   | Isolator*   |

\*30 Watt termination on Port 3

Specifications subject to change without notice.