



M/A-COM

FR41-Series

# Small Profile Drop-In Circulator



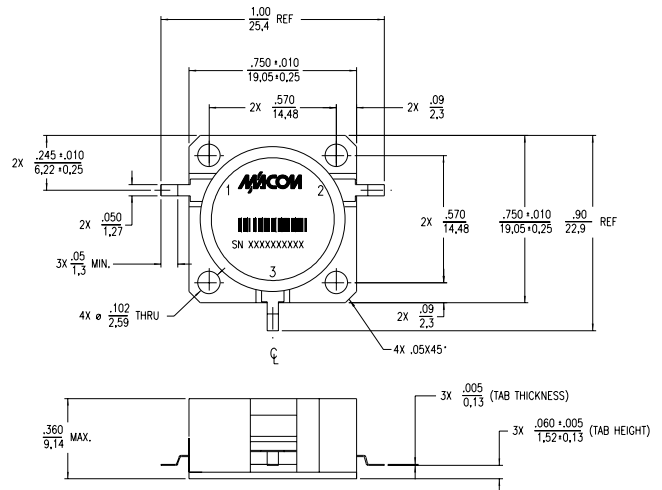
## Features

- 24 dB Isolation Typical, 0.25 dB Insertion Loss Typical
- Custom Products Available with Alternate Configurations such as Couplers, Attenuators, Higher Power Terminations, Reverse Circulation and Termination on Ports 1 or 2
- Available as Custom Product Without Flange for Surface Mount Applications (Solder Reflow)
- Designed for Wireless Telecommunications Systems: AMPS, N-AMPS, D-AMPS

## Description

M/A-COM's drop-in circulators and isolators, designed for cellular applications, feature high performance at low cost. These designs offer the best isolation per insertion loss ratio in the industry and are currently produced in the tens of thousands of pieces per year. These units can be ordered so as to be compatible with solder reflow manufacturing techniques. Both circulators and isolators are in stock at all authorized M/A-COM distributors.

## FR41



Part Number	Frequency Range (MHz)
FR41-0001	869 – 894
FR41-0002	925 – 960
FR41-0003	1805 – 1880
FR41-0004	1930 – 1990
FR41-0005	824 – 849
FR41-0006	880 – 915
FR41-0007	1710 – 1785
FR41-0008	1850 – 1910

## Electrical Specifications


Parameter	Units	-10 to +60° C			-30 to +85° C		
		Min.	Typ.	Max.	Min.	Typ.	Max.
Isolation	dB	22	24	—	20	22	—
Insertion Loss	dB	—	0.25	0.3	—	0.30	0.35
Forward Power	Watts	—	—	65	—	—	65
VSWR	—	—	—	1.20	—	—	1.22

V2.00

M/A-COM Division of AMP Incorporated n North America: Tel. (800) 366-2266, Fax (800) 618-8883 n Asia/Pacific: Tel.+85 2 2111 8088, Fax +85 2 2111 8087  
n Europe: Tel. +44 (1344) 869 595, Fax+44 (1344) 300 020

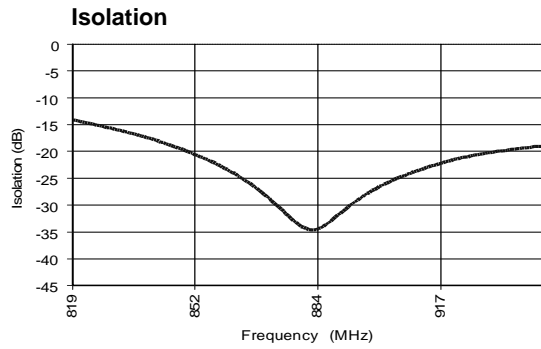
www.macom.com

AMP and Connecting at a Higher Level are trademarks.  
Specifications subject to change without notice.

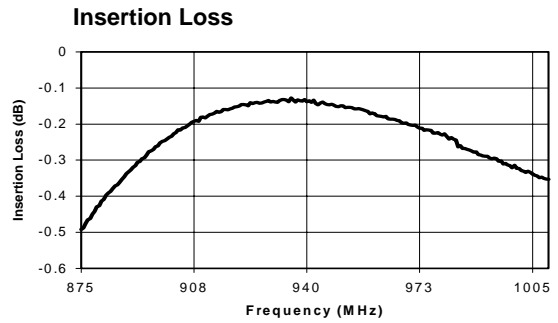
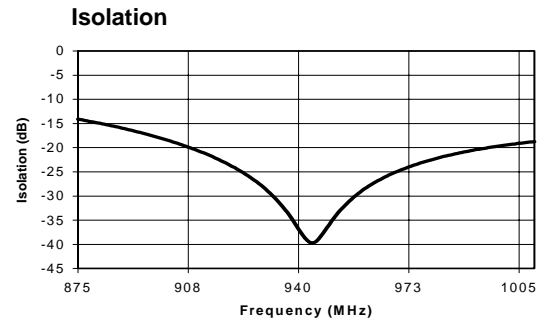


Typical Performance, T = +25°C

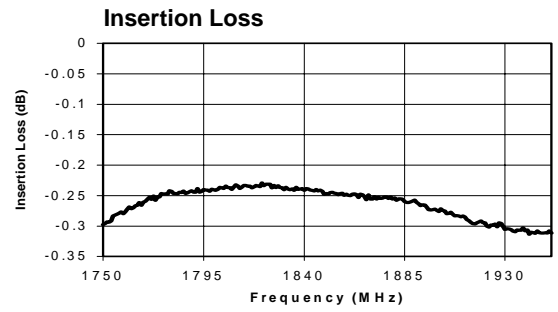
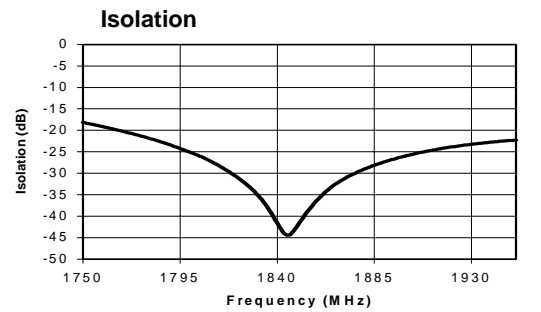
FR41-0001



FR41-0002



FR41-0003



FR41-0004

