

Hybrid Junction 5 - 200 MHz

HH-/HHS-109

V2.00

Features

- 0° - 180° Hybrid with High Isolation
- Usable from 500 kHz - 500 MHz

Guaranteed Specifications* (From -55°C to +85°C)

Frequency Range	5-200 MHz	
Insertion Loss (Less Coupling)	1.4 dB Max	
Isolation	5-100 MHz	30 dB Min
	100-200 MHz	25 dB Min
Amplitude Balance	0.3 dB Max	
VSWR	5-100 MHz	1.5:1 Max
	100-200 MHz	1.7:1 Max
Phase Balance	5-100 MHz	4° Max
	100-200 MHz	8° Max

Operating Characteristics

Impedance	50 Ohms Nominal
Input Power	0.5 Watts Max

Environmental

See Appendix for MIL-STD-202 screening option.

Pin Configuration	FP-2	A; P1, B; P5, C; P4, D; P8 All other pins and case ground
	SF-1	A; P1, B; P3, C; P2, D; P4 All other pins and case ground

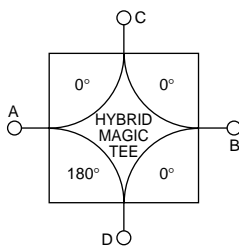
*All specifications apply with 50 ohm source and load impedance.

Ordering Information

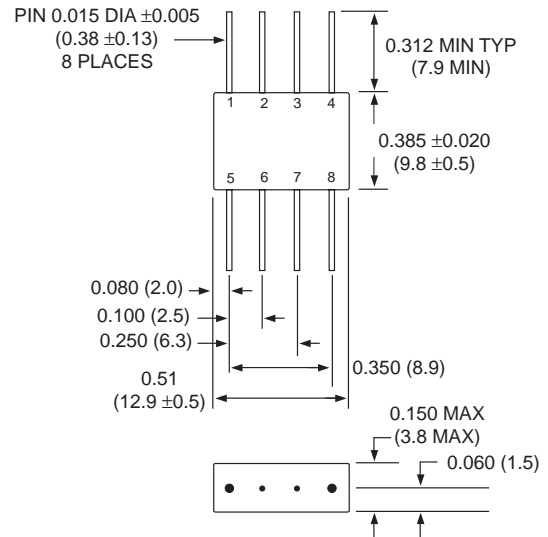
Model No.
HH-109 PIN
HHS-109 PIN

Package
Flatpack
Surface Mount

Functional Diagram

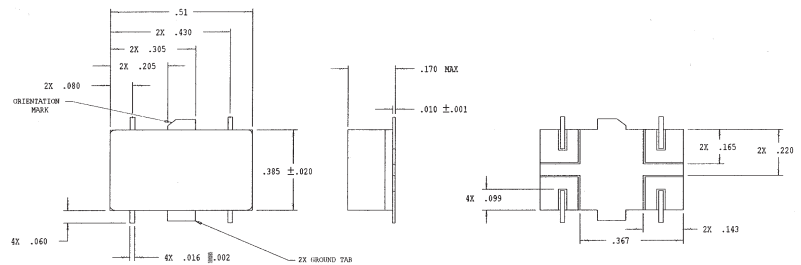


FP-2



Dimensions in () are in mm.
Unless Otherwise Noted: .xxx = ±0.010 (.xx = ±0.25)
.xx = ±0.02 (.x = ±0.5)
WEIGHT (APPROX.): 0.09 OUNCES 2.5 GRAMS

SF-1



Dimensions in () are in mm.
Unless Otherwise Noted: .xxx = ±0.010 (.xx = ±0.25)
.xx = ±0.02 (.x = ±0.5)
WEIGHT (APPROX.): 0.07 OUNCES 2 GRAMS

Typical Performance

